

Digifort Release Notes

Version 7.4.0.4

July 18, 2023

© 2002 - 2023 by Digifort. All rights reserved.

Index

Part I	Description	7
Part II	Version 7.4.0.4	9
1	Small improvements.....	9
2	Fixes	9
Part III	Version 7.4.0.3	11
1	Small improvements.....	11
2	Fixes.....	11
Part IV	Version 7.4.0.2	13
1	Small improvements.....	13
2	Fixes.....	13
Part V	Version 7.4.0.1	15
1	Fixes.....	15
Part VI	Version 7.4.0.0	17
1	New features and improvements.....	17
	Analytics	17
	New Professional Analytics Engine.....	17
	Analytics Metadata Search.....	18
	Analytics Heat Map.....	19
	Object color.....	20
	Option to select metadata to be sent via API and email.....	21
	Option to save event image.....	21
	Snapshot option for analytics events.....	22
	Rendering options applied on playback.....	23
	Event Variables for analytics.....	23
	LPR	23
	LPR zones.....	23
	ROI configuration.....	24
	Multi-lane support.....	25
	Advanced LPR Settings.....	26
	Conditional activation by preset.....	28
	LPR processing via API key.....	28
	Option to fetch only the last record on the plate.....	30
	Filter LPR results to LPR Bridge results only.....	31
	View LPR Bridge results in the LPR report.....	32
	Option to enable or disable LPR events.....	32
	Events	33
	Dyanamic object reference in alarm actions.....	33
	Event action for sending a push notification to the Digifort Mobile client.....	34
	Event action to trigger global event.....	37

Event action for sending virtual matrix.....	38
Event action for sending playback loop.....	42
Global Event rearm time.....	43
New request types and additional headers for HTTP event action.....	44
Improvements and additions to event variables.....	46
Administration Client	46
Duplicate system objects.....	46
Warning for insufficient number of licenses.....	47
Option to delete recordings from camera to be deleted.....	47
Audit logging whenever a user views an image in the admin client.....	48
Compression switching in the media profile.....	49
Scroll bar for settings screen.....	49
Removed Live View Username and Password.....	50
Display SSL connection on users screen.....	50
Surveillance Client	50
New skin for the Surveillance Client.....	50
Local alarm list in the surveillance client.....	51
Calendar with recording indication for video playback.....	53
Screenstyle editor in surveillance client.....	54
Bookmarks in single-line in timeline.....	55
New shortcuts.....	55
Digital PTZ when freezing live image.....	56
Button to mute the audio of an alarm.....	56
Local alert when connection to a server is lost.....	56
Option to automatically expand nodes in surveillance client object search.....	58
Option to hide toolbars on inactivity.....	59
Option to select all cameras in video export and motion search.....	60
Option to keep window focus on surveillance client.....	60
Automatically load cameras in Surveillance Client script.....	61
Support for Chromium Edge in the Surveillance Client browser.....	61
Synchronization of events already acknowledged in the synoptic map.....	62
Default map configuration option.....	62
Persistent audio configuration in the surveillance client.....	63
Improved registration of plates in the surveillance client.....	63
Mute button pressed visual notification.....	64
Improved analytics filters.....	64
Reports	64
New reports design.....	64
Detailed bookmark search.....	65
Device name and address in the communication failure report.....	66
Searching global events by text.....	66
Add Camera Bookmark to LPR or Analytics Objects	67
Show name of I/O events in surveillance client reports.....	67
Display device type in communication failure report.....	68
View snapshot in analytics reports.....	68
Maps	70
Locate objects on map.....	70
Address bar for operational maps.....	73
Object filter for operational maps.....	74
Night mode for operational maps.....	75
Failover	76
Failover self-healing system.....	76
Automatic synchronization of failover objects.....	77
Cybersecurity	78

Option to force user to change password on first login.....	78
Advanced HTTP/RTSP/RTP protocol options.....	79
Email with TLS 1.2.....	80
Software signature (Codesign).....	80
General improvements and features	80
Expanding the number of channels for Standard and Professional editions.....	80
Custom objects for operational maps.....	80
Master/slave synchronization for operational maps.....	84
Option to ignore I/O initial state.....	85
Minimum motion duration.....	86
Automatic reloading of web pages.....	86
Rename global events.....	87
Option to reset write failure event.....	87
Download recorded video when creating bookmark.....	88
System Archiving Logs.....	89
Option to write pre-alarm buffer immediately.....	89
OTP Authentication reuse.....	90
Authentication reuse for map configuration and object link.....	90
Service architecture selection in service manager.....	90
Open file location from service manager.....	91
MP4 Export Improvements.....	92
ONVIF profile certification.....	92
Edge recording download system with timeout and number of attempts.....	93
Option to activate or deactivate WEB pages.....	93
Synchronization of the image to be processed on the Analytics and LPR servers	93
Added camera description for LPR reports.....	94
General performance improvements.....	94
Archiving error emails.....	94
Settings backup improvements.....	94
Update on Chromium version.....	94
Change of system font.....	94
Sent email log name changed to "Emails and notifications sent".....	94
Shortcut to 64bit surveillance client.....	94
Micro services for Device Cloud Bridge.....	94
Hide object links for users without rights to that object.....	95
Access to recording audio will reflect user rights.....	95
Machine code stabilization.....	95
Dynamic update of objects in the synoptic map.....	95
Improved playback performance.....	95
Improved CSV export performance.....	95
Improved RTSP server.....	95
Adjustment of empty plates display for LPR.....	95
Popup sync with snapshot for LPR and Analytics events.....	96
Added new Neural Labs redist to installer.....	96
Edge Chromium added on system installation.....	96
Events on the Operational Map.....	96
Architectural indication on server information screen.....	96
Improved performance of the ONVIF tour.....	97
Multi-threading for Analytics drivers.....	97
Improved LPR and Analytics load balancing.....	97
Video Synopsis	97
Integration with Video Synopsis V5.....	97
2 New supported devices.....	97

Media Devices	97
I/O Devices	121
3 Fixes.....	121
Index	0

Part



1 Description



This file contains the history of all changes made to the system. Changes here shown are valid for the Enterprise edition that has all the features. Professional, Standard and Explorer editions may not have certain items described in this file.

Part



2 Version 7.4.0.4

Release date: July 18, 2023


2.1 Small improvements

- RTSP Server performance improvement when overloaded with multiple connections;
- The installer now supports parameters to remove components via the command line. See the Advanced Installation document for more information;

2.2 Fixes

- Fixed a problem with the RTSP Server where it was using 1 thread per connection in live mode, however using 1 thread per connection should only be for recorded videos;
- Fixed an issue with RTSP Server when packaging H.264 videos with Fragmentation Unit A, which could cause video to break when sending it through the server;
- Fixed an issue with the schedule control where the control was selecting a different 5 minute period than the mouse-marked period;
- Fixed an issue where event actions were failing to enable or disable Global Events;
- Fixed an issue with Push Notification for android where the notification was not received immediately if the phone was locked for more than 5 minutes;
- Fixed a problem in the Edge Playback driver via RTSP on the Digifort Server where it was not working via SSL;
- Fixed a problem in the Digifort Server where it could crash (and increase memory) when some client (API or RTSP) requested video from a camera through a non-existent media profile;
- Fixed a problem in the NTP Timestamp of the RTCP Sender Packet packet from the RTSP Server where the timestamp was being sent with 48 hours more and adjusted for the time zone;
- Fixed a performance issue when processing the LPR image processing command via API where the command could fail with a timeout if the LPR Server was overloaded;
- Fixed memory leak issue in ONVIF event driver;
- Fixed an issue with the HTTP client where it could fail the digest authentication when checking for MD5 support;
- Fixed an API issue with the StartExport command where it could return a wrong exported file size value.

Part



3 Version 7.4.0.3

Release date: April 27, 2023

3.1 Small improvements

- Push notification for iOS now has alarm sound and vibration;
- Communication with UDP devices over the internet has been improved to allow access via NAT Traversal
- Improved video playback for Mobile Client, allowing continuous video session extension
- Changed login method on Hikconnect to Device Cloud Bridge as Hikvision implemented captcha and now manual login will be required through a new app called HikconnectLogin.exe

3.2 Fixes

- Fixed an issue that could crash the server when using certain API commands;
- Fixed a JSON malformation issue in the API command to return event action;
- Fixed an issue with DUID-indexed objects with repeated names. It will no longer be possible to create objects with repeated names (even indexed by DUID);
- The list of virtual matrix monitors in the send objects to matrix popup will now be automatically divided into multiple columns if the number of monitors is greater than the screen can display;
- Fixed an issue in the feature that confirms the alarm of a global event on the map when closing the alarm screen;
- Fixed an issue with H.264 parsing that could cause some frames not to be decoded;
- Fixed an issue in Vivotek PTZ drivers where the camera would not stop moving if the controller was clicked too fast;
- Fixed a Live Witness QR Code generation issue;
- Fixed an issue with Failover servers that could temporarily disable monitored servers.
- Fixed a problem in the Surveillance Client object list where the system did not display the name of the objects in a hint window when the mouse was over an item with a very long name;
- Fixed a problem on the Global Events registration screen in the Administration Client where when an event filter was applied, the other events would not be visible in the alarm action of triggering Global Events;
- Fixed an ActiveX crashing issue;
- Fixed an issue printing LPR reports;
- Fixed a Playback/GetJPEGStream API issue where it was only sending the first frame of video depending on the compression type of the original video;
- Fixed an issue with Edge Playback drivers where the system erroneously, when downloading the first few seconds of video from the device, could return that there was no video to be played;
- General bug fixes in ONVIF driver

Part



IV

4 Version 7.4.0.2

Release date: January 26, 2023


4.1 Small improvements

- Camera group registration in the Administration Client now allows renaming a group using the right mouse button or using the F2 button. Previously it was only possible to change the name of the group by single click on a selected item;
- Archiving will now copy both DIX and DAR files at the same time. Previously the system copied all DIX files first and then DAR files;
- The DVR/NVR license will now be applied to the active channels of a device, regardless of its index. Previously, the system assigned licenses to groups of 16 cameras with a fixed index;

4.2 Fixes

- Surveillance Client alarm screen was not being displayed with red border;
- The professional analytics logic rule was not being saved;
- The metadata search screen was not displaying the search button on low resolution computers;
- When duplicating users in the Administration Client, the rights of the user used as a copy base were displayed erroneously;
- Camera registration was not accepting channel numbers above 100, which made it impossible to register equipment with more than 100 channels;
- Exporting audit report in CSV format was not working;
- Fixed a memory access violation issue when exporting audit reports in HTML format;
- Grouping records by event type on the printed audit report was not working;
- Fixed translation issues in printed audit report;
- Peripheral cameras were not printing when printing simple LPR log reports;
- The SIP driver was now not resetting the IP/Port on a disconnect, which could cause communication failures;

Part



5 Version 7.4.0.1

Release date: December 15, 2022

5.1 Fixes

- Fixed an issue with global event search where global events were not showing up for users other than Admin user due to re-indexing of Global Events by DUID

Part



VI

6 Version 7.4.0.0

Release date: December 14, 2022

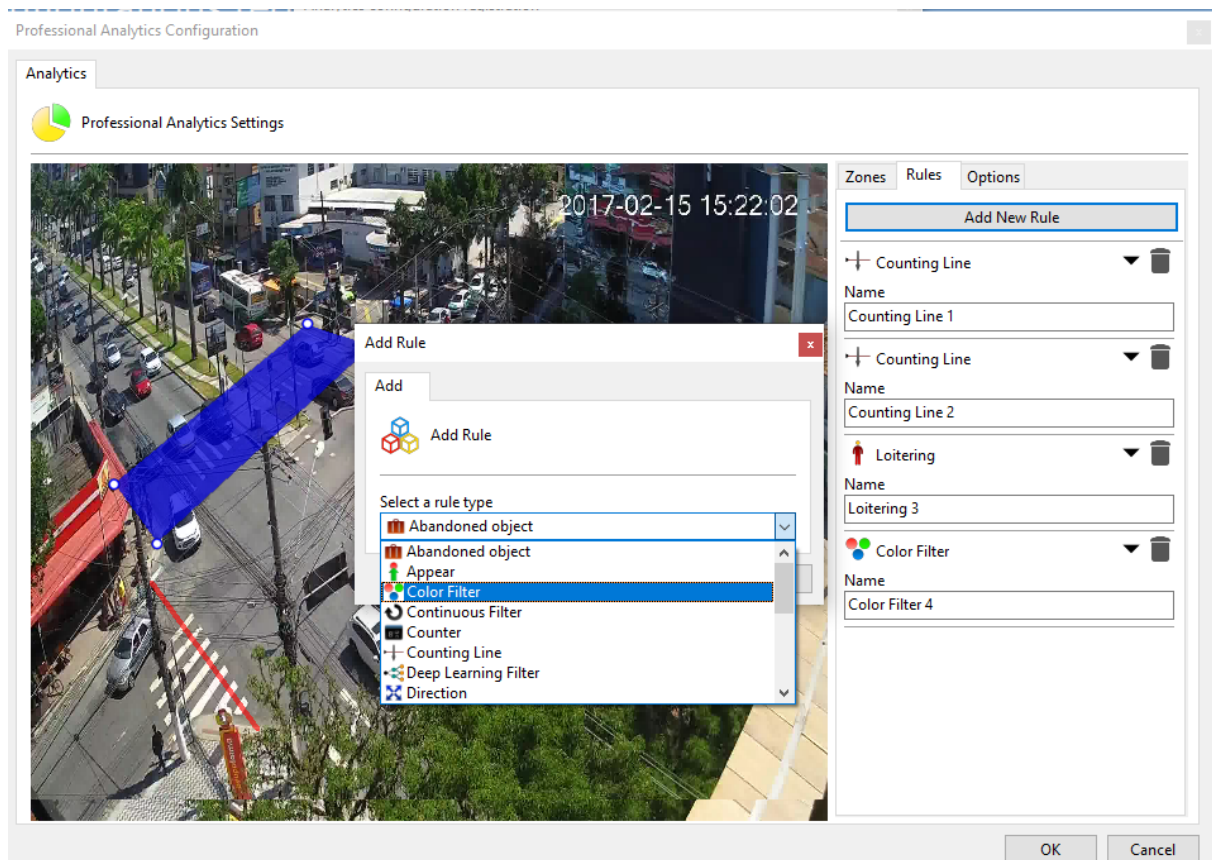
6.1 New features and improvements

6.1.1 Analytics

6.1.1.1 New Professional Analytics Engine

Standard, Professional, Enterprise

In version 7.4.0.0 the well-known video analytics algorithm will be expanded using the new Professional engine. With this new engine, the system is even more sophisticated, having all the filters already known (loitering, direction, presence, abandoned object, removed object, entering or leaving an area, etc.) improved by Deep Learning technology with the new engine (requires the use of a video card to do this type of processing) and many new filters such as color filter, continuous, logic rules, etc., in addition to having a completely new and more modern interface, facilitating system configuration:

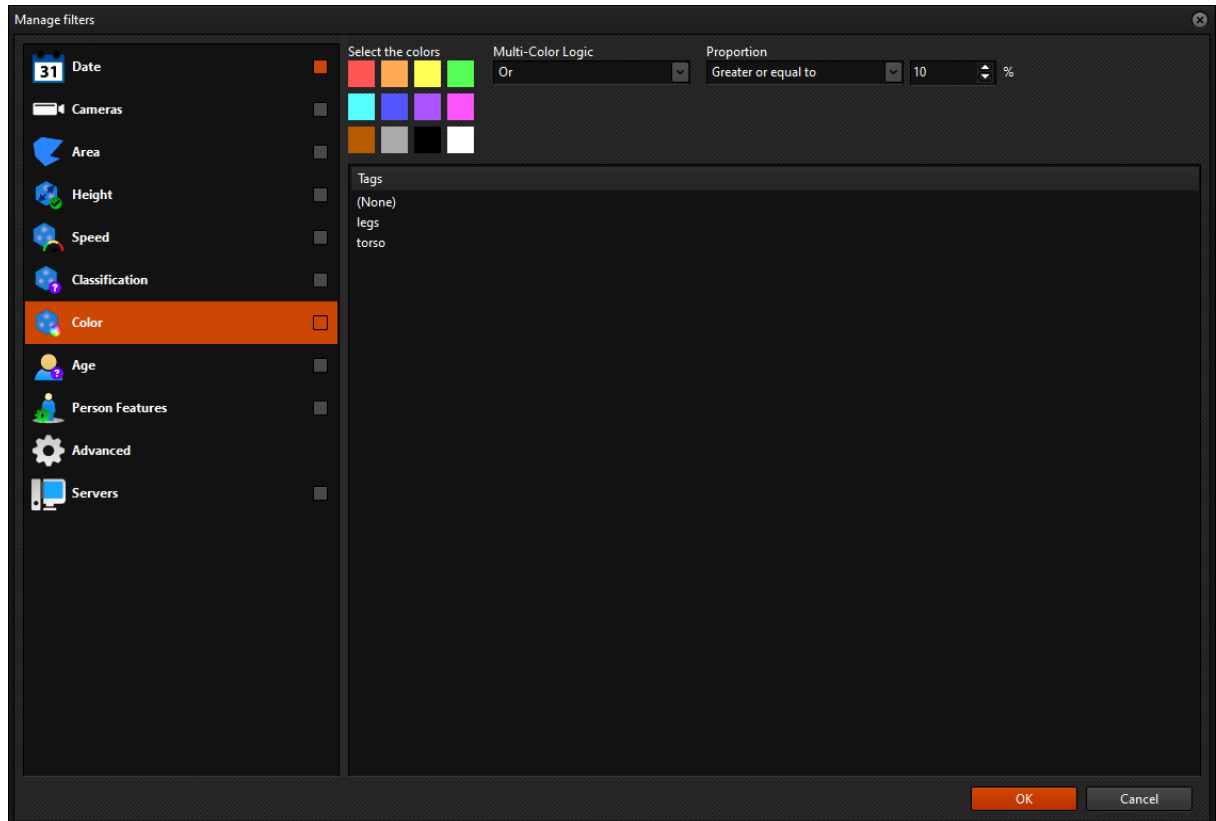


This new engine uses a new license that can be requested under the name "Digifort Analytics Professional", consult our technical department for more information on demoing this license.

6.1.1.2 Analytics Metadata Search

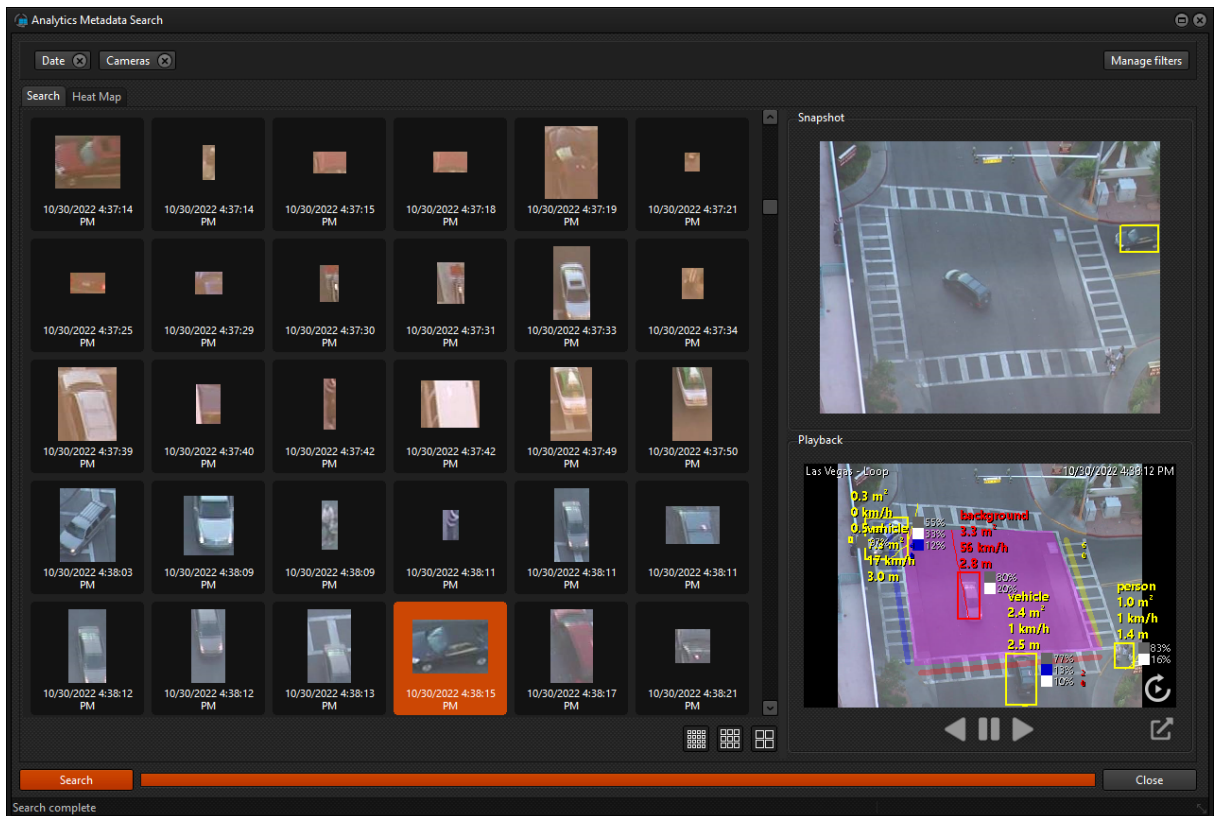
Professional, Enterprise

With the new metadata search, it is even easier for the operator to search the events available in the system. This search allows filtering by the metadata received by Digifort (either via Digifort analytics or edge analytics), making all data received by the system available in a filterable and easily located manner:



Filters such as color, age, classification, height, speed and many others can be used to search with the desired detail, making searches such as "40% red car above 40km/h" possible if the system has data to do so. In addition, the metadata search screen itself already presents all the objects that fit within the selected filters, also presenting a player in the lower right corner so that the operator can visualize the event happening with fluidity.

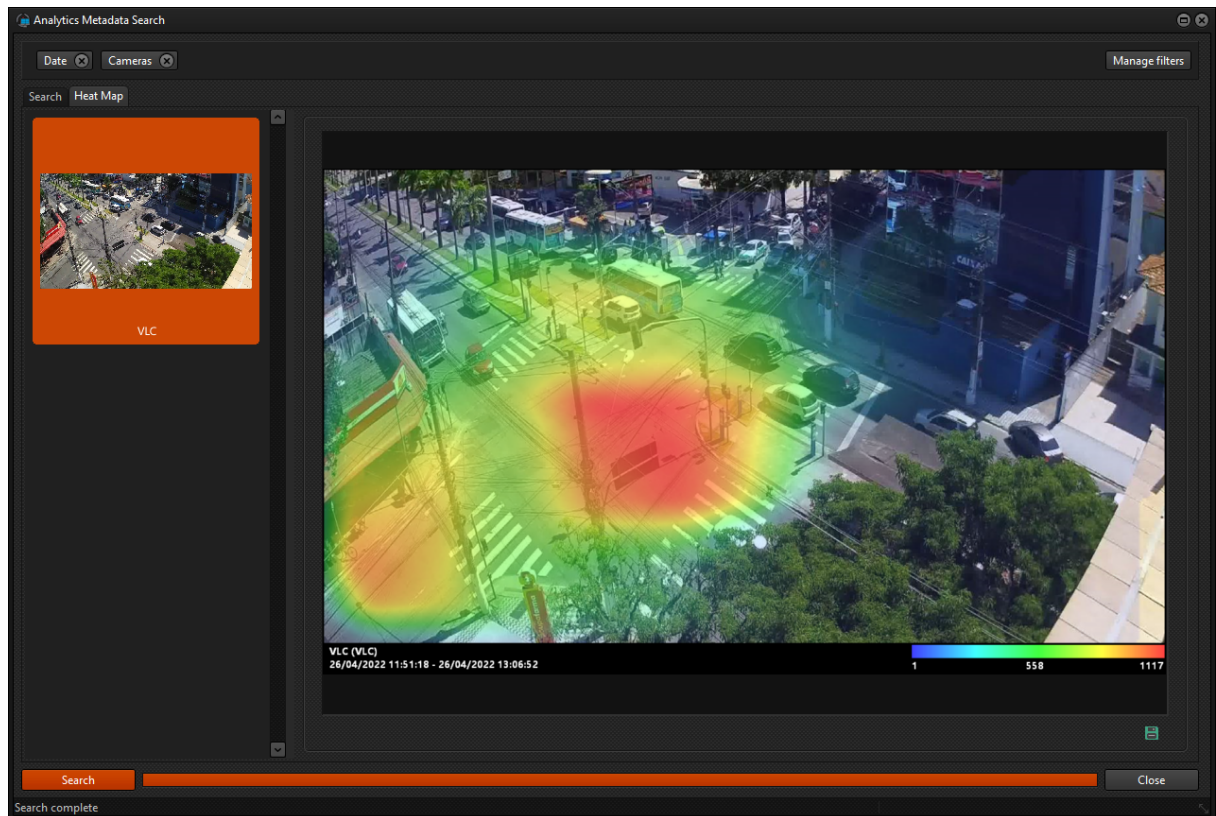
This search will only be performed on cameras that have analytics metadata recording enabled.



6.1.1.3 Analytics Heat Map

Enterprise

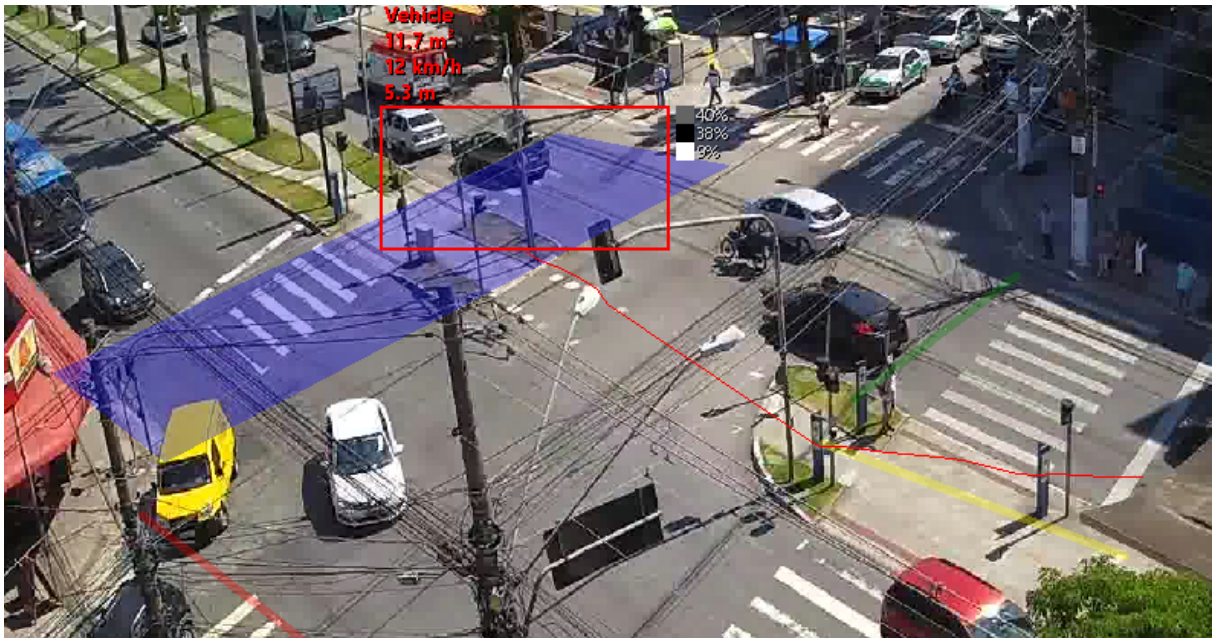
This new feature adds the functionality to generate a heat map based on the result of the analytic metadata search, according to the filters configured in the search, making it possible to visualize the frequency of objects in a given camera.



6.1.1.4 Object color

Standard, Professional, Enterprise

It is now possible to see the color of objects captured by the analytics directly on the screen (if the engine supports it), making it even easier for operators to analyze objects, in addition to providing the object search filter by color in the metadata search:



6.1.1.5 Option to select metadata to be sent via API and email

Standard, Professional, Enterprise

The system will now allow the administrator to select which metadata will be sent in the analytics images generated by the server, providing greater clarity of information for operators who will receive these alerts.:

Configurations
Options

Database

Delete database records older than X days

30

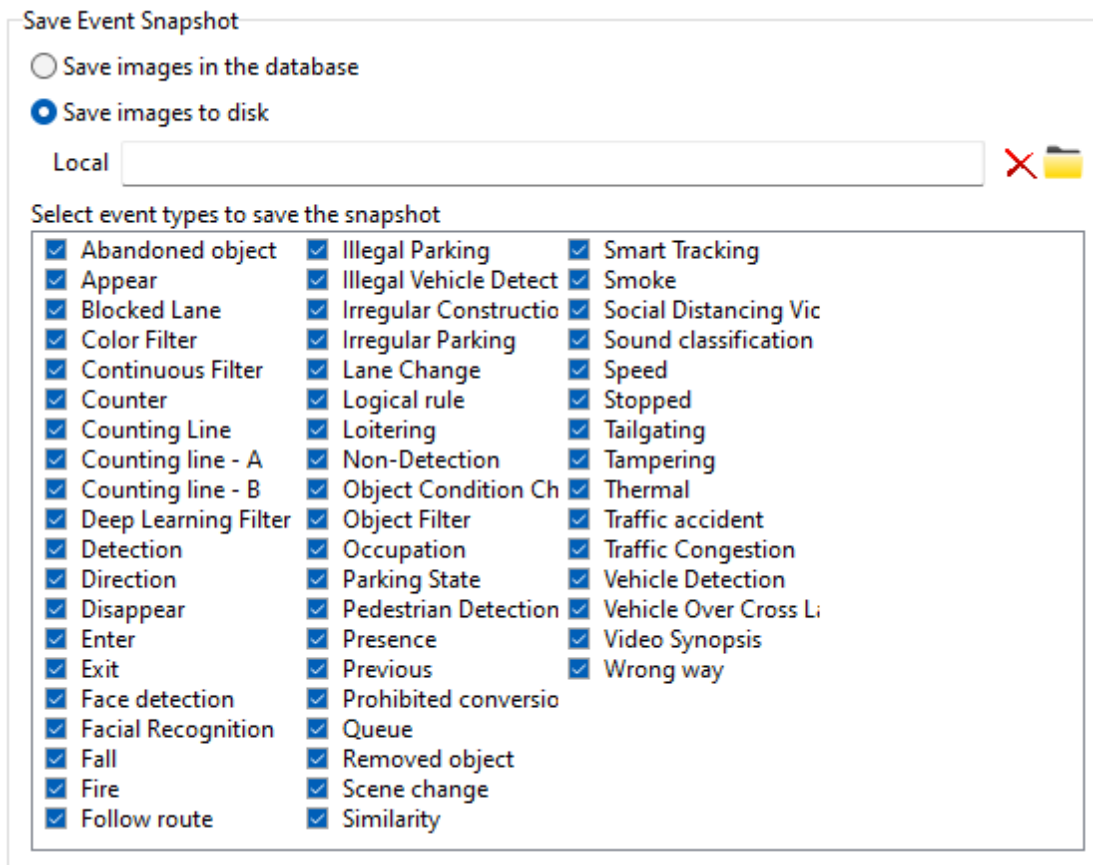
Metadata Renderer (For server rendered images only)

<input checked="" type="checkbox"/> Show zones <input checked="" type="checkbox"/> Show lines <input checked="" type="checkbox"/> Show counters <input checked="" type="checkbox"/> Show objects <input checked="" type="checkbox"/> Show object trail <input checked="" type="checkbox"/> Show object classification <input checked="" type="checkbox"/> Show object area	<input checked="" type="checkbox"/> Show object speed <input checked="" type="checkbox"/> Show object height <input checked="" type="checkbox"/> Show object colors <input checked="" type="checkbox"/> Show non-alarmed objects <input checked="" type="checkbox"/> Show characteristics by face recognition
--	---

6.1.1.6 Option to save event image

Standard, Professional, Enterprise

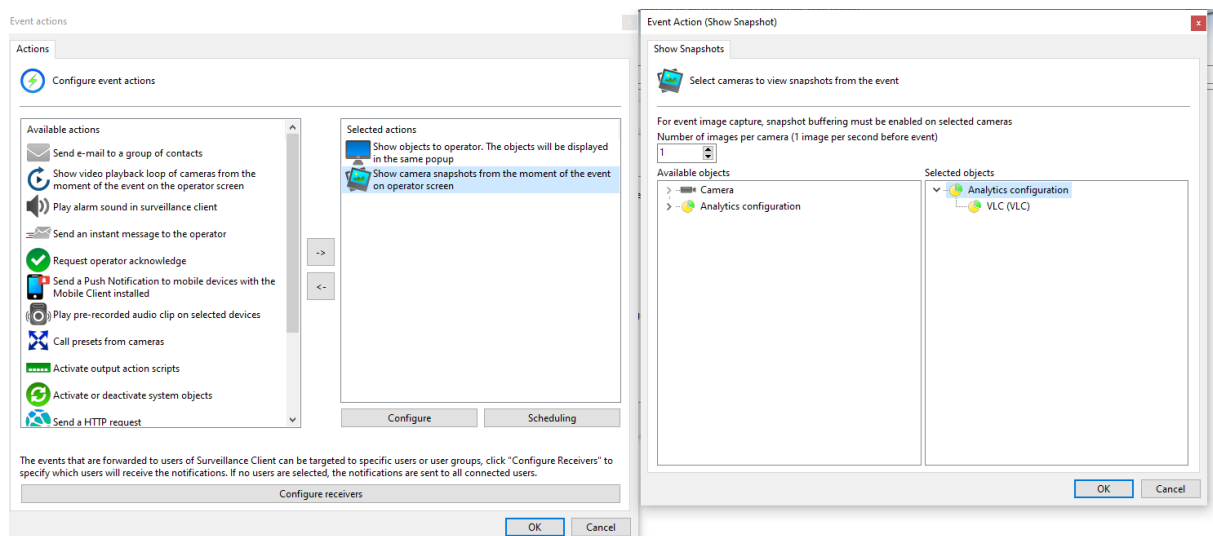
The system now allows saving the current image of any analytics event. Previously only face recognition events and abandoned and removed objects saved the image. The administrator will be able to select the types of analytics events that will save images and whether the images will be saved in the database or on disk. We recommend saving the images to disk for installations with many events.



6.1.1.7 Snapshot option for analytics events

Standard, Professional, Enterprise

This feature will facilitate the sending of events and analysis for objects that have associated analytics video, allowing the sending of metadata in the event snapshot.



Using this function, the operator will receive the snapshot of the moment of the event containing all the

analytics metadata captured and rendered in the image.

6.1.1.8 Rendering options applied on playback

Standard, Professional, Enterprise

Now the analytics rendering options (show non-alarmed objects, show height, show speed, etc) that are applied in live view will be inherited by the player when playing video.

6.1.1.9 Event Variables for analytics

Standard, Professional, Enterprise

It is now possible to use event variables to better describe analytics alerts (having information such as object type, speed, color, etc.), which can be used in any event action available in the system. The variables follow the pattern \$(VARIABLE), for example \$(EVENT_NAME). To consult the available variables, request the documentation via email to support@digifort.com.

6.1.2 LPR

6.1.2.1 LPR zones

Professional, Enterprise

This new feature allows the system to differentiate the cameras used in the LPR as "entrance" or "exit" cameras of certain zones, opening a wide range of possibilities, allowing a fine control of which and how many vehicles are inside the premises, presenting statistics such as the number of entries and exits from a zone, as well as average length of stay, etc:

The screenshot displays the Digifort Enterprise Surveillance Client interface. The main window shows a table of LPR events on the left, a central analytics dashboard for a zone named "Test (Test)", and a right-hand sidebar with navigation and control options.

Plate	Entry date
FPJ0J29	10/30/2022 5:48:27 PM
DZA1916	10/30/2022 5:48:26 PM
FVIZH44	10/30/2022 5:46:24 PM
FFS9022	10/30/2022 5:46:08 PM
BYP9D73	10/30/2022 5:37:36 PM
BWW6F65	10/30/2022 5:37:09 PM
GEW6948	10/30/2022 5:34:41 PM
FZQ2G23	10/30/2022 5:25:44 PM
FMJ8D54	10/30/2022 5:25:22 PM
DHF8106	10/30/2022 5:25:07 PM
FFK5615	10/30/2022 5:21:37 PM
EFC5E92	10/30/2022 5:20:57 PM
FQH0050	10/30/2022 5:20:20 PM
MHMD077	10/30/2022 5:16:18 PM
GFW7865	10/30/2022 5:12:36 PM
DIC9103	10/30/2022 5:12:34 PM
FKX5966	10/30/2022 5:06:04 PM
DZX2171	10/30/2022 5:01:46 PM
FXH3C24	10/30/2022 4:57:49 PM
FUZ0114	10/30/2022 4:57:47 PM

Test (Test)

Inside the zone
20 / 40

Entries Today
375

Departures Today
350

Average Occupancy Time
01:00:00

Connection status: Monitoring ...

digifort

Monitor 1 0 FPS CPU Mem

10/30/2022 4:52:11 PM

Presets: Patrol

Auxiliary

Objects Monitors Servers

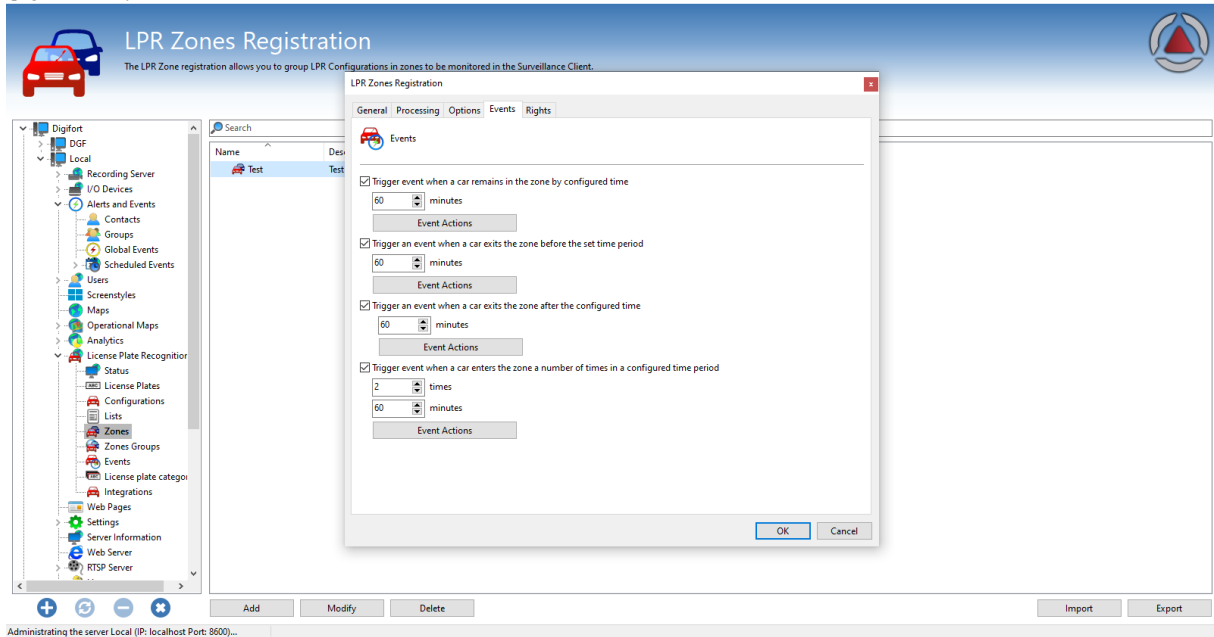
Objects Servers

Search

Cameras Views Maps Analytics LPR LPR Zones Web Page Operational Maps

auto Timer Test Test Bookmark

In addition, the function also allows new types of events considering this architecture, such as triggering if the same plate enters the zone X times within a period of time, a vehicle leaves the zone before or after a certain period, or even if a certain vehicle spends too much time inside the zone:

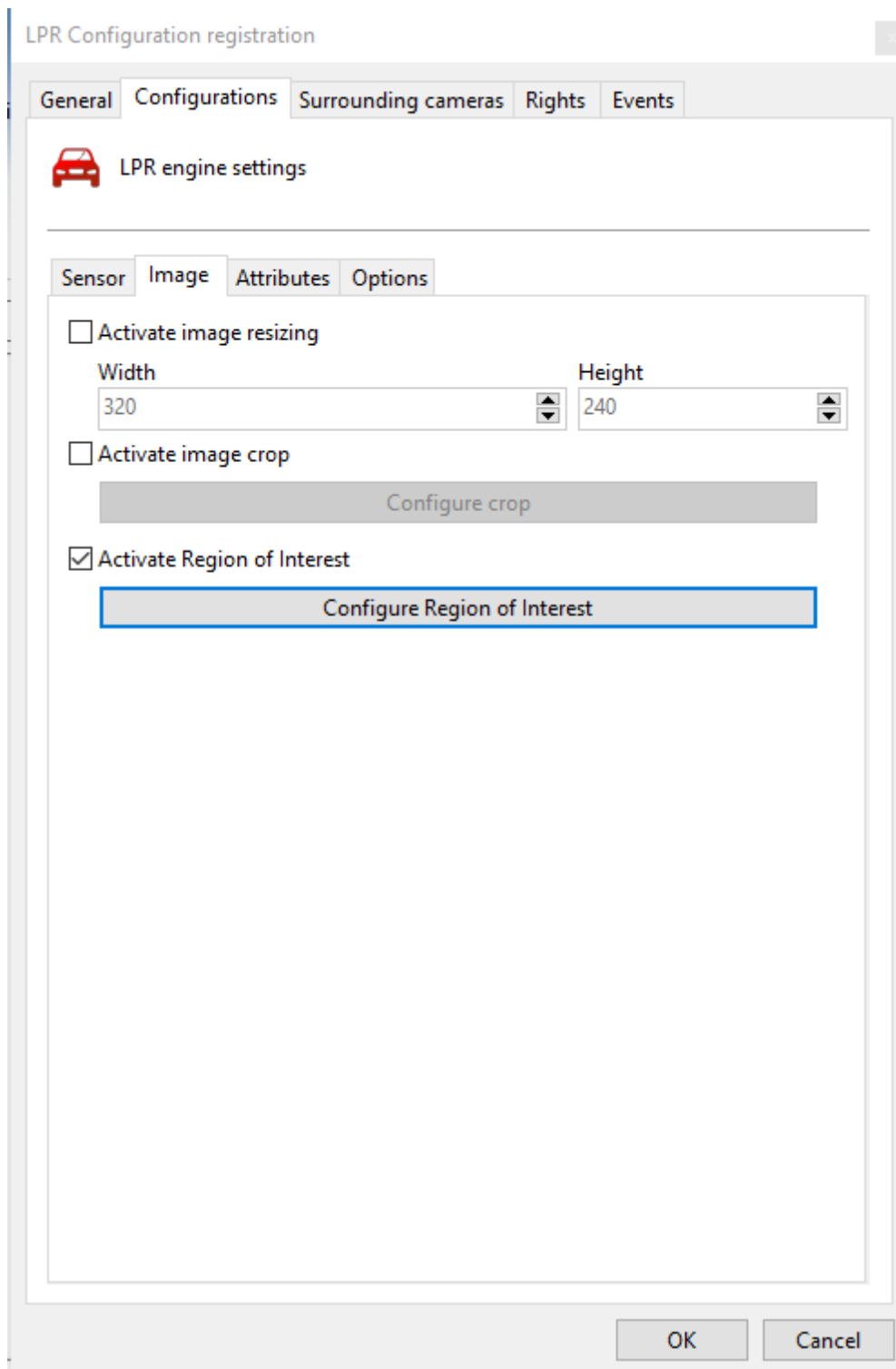


This new concept of working with LPR will open up many possibilities and new ways of working with the system.

6.1.2.2 ROI configuration

Standard, Professional, Enterprise

It is now possible to define a Region of Interest (ROI) in the LPR configuration. The Region of Interest configuration allows the software to focus on a certain location (for example, a range), making it possible to use a single camera to capture multiple points (if the camera has ideal resolution and positioning), having the same camera registered in various LPR configurations, each with its specific crop or ROI:



6.1.2.3 Multi-lane support

Standard, Professional, Enterprise

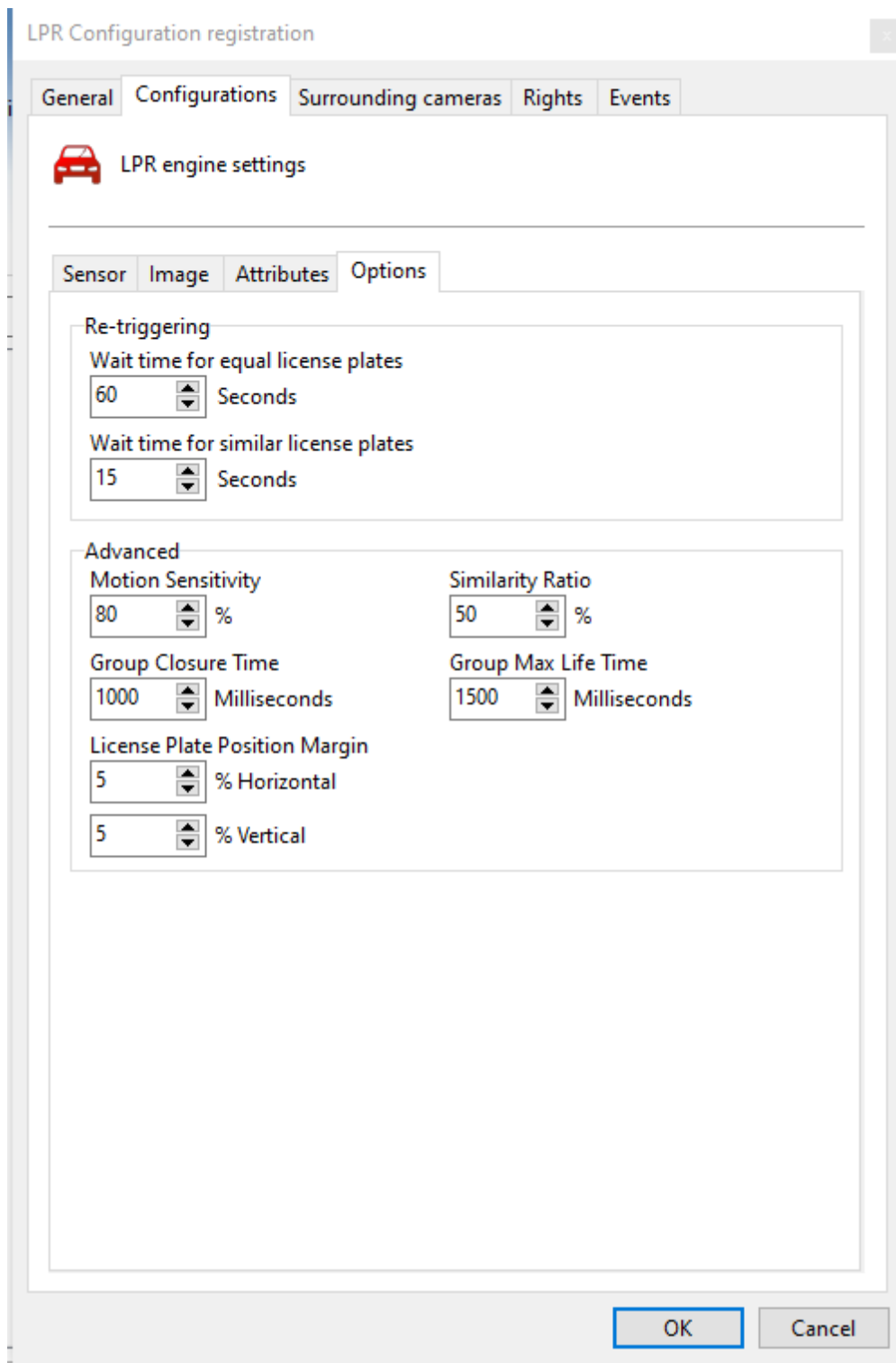
With significant improvements in the algorithm used by the software, it is now possible to use a single

camera to analyze several lanes simultaneously, considerably reducing the number of cameras needed for large road projects. Now with this new type of processing, the system will select the best frame for each plate detected in the image and process them in a parallel and independent way, not only opening up multi-lane in a single camera but also improving the capture itself.

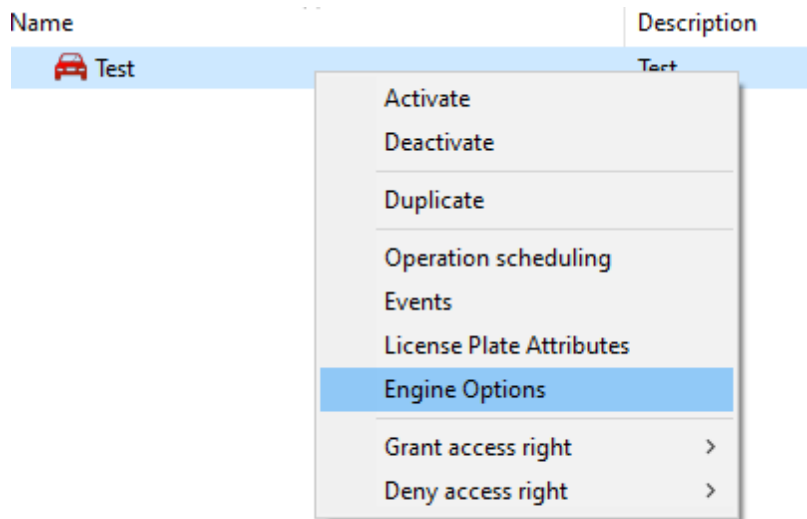
6.1.2.4 Advanced LPR Settings

Standard, Professional, Enterprise

The system now allows advanced settings for fine-tuning and specific cases of LPR, giving access to settings such as motion sensitivity, similarity, margin for plate positioning, among others:



This function is also available for bulk configurations:



6.1.2.5 Conditional activation by preset

Standard, Professional, Enterprise

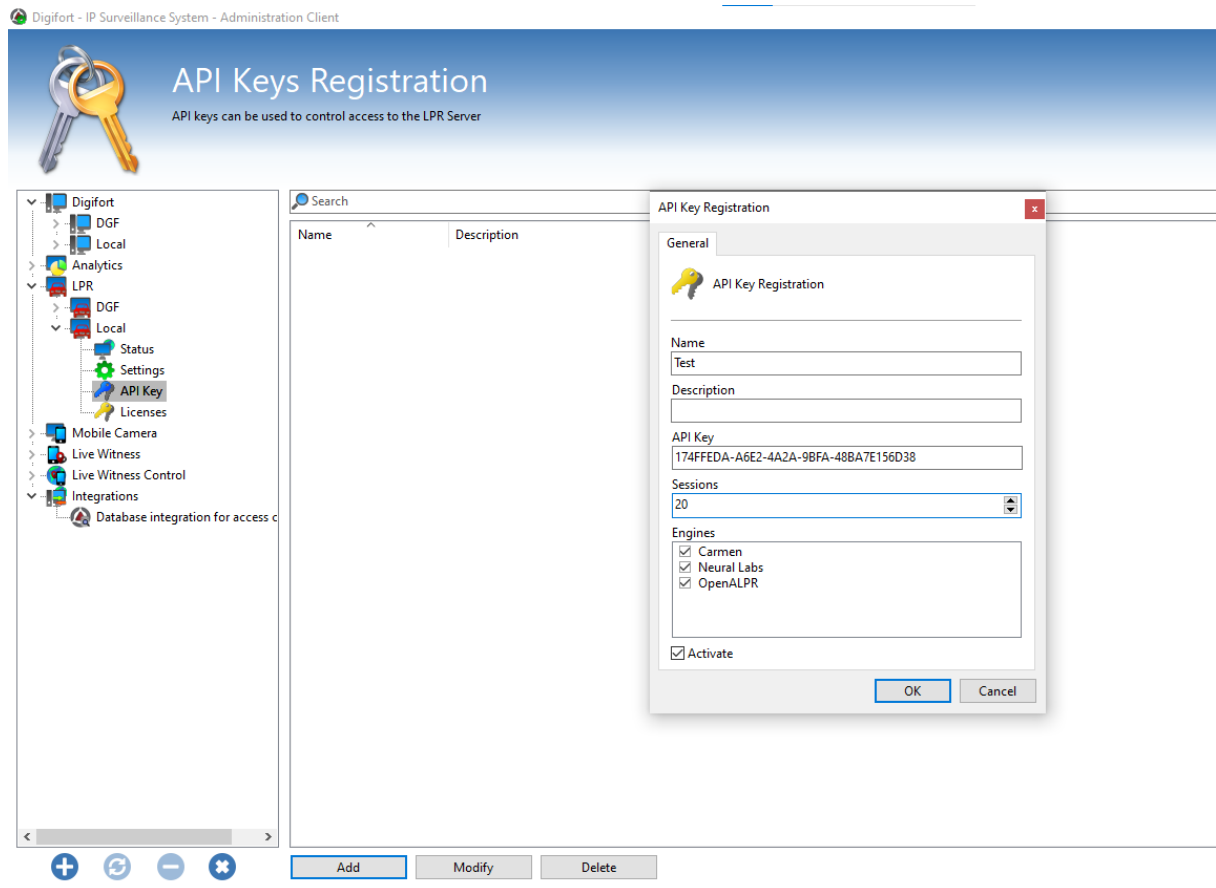
The system now allows conditional use of an LPR Configuration associated with the camera preset. With this option, the LPR Configuration will only work when the camera is positioned on the associated preset.

The image shows a configuration form for 'Activation type'. It has two radio buttons: 'Continuous' (unselected) and 'Conditional by preset' (selected). Below the radio buttons is a dropdown menu with the text '0 - Preset 1' and a downward arrow.

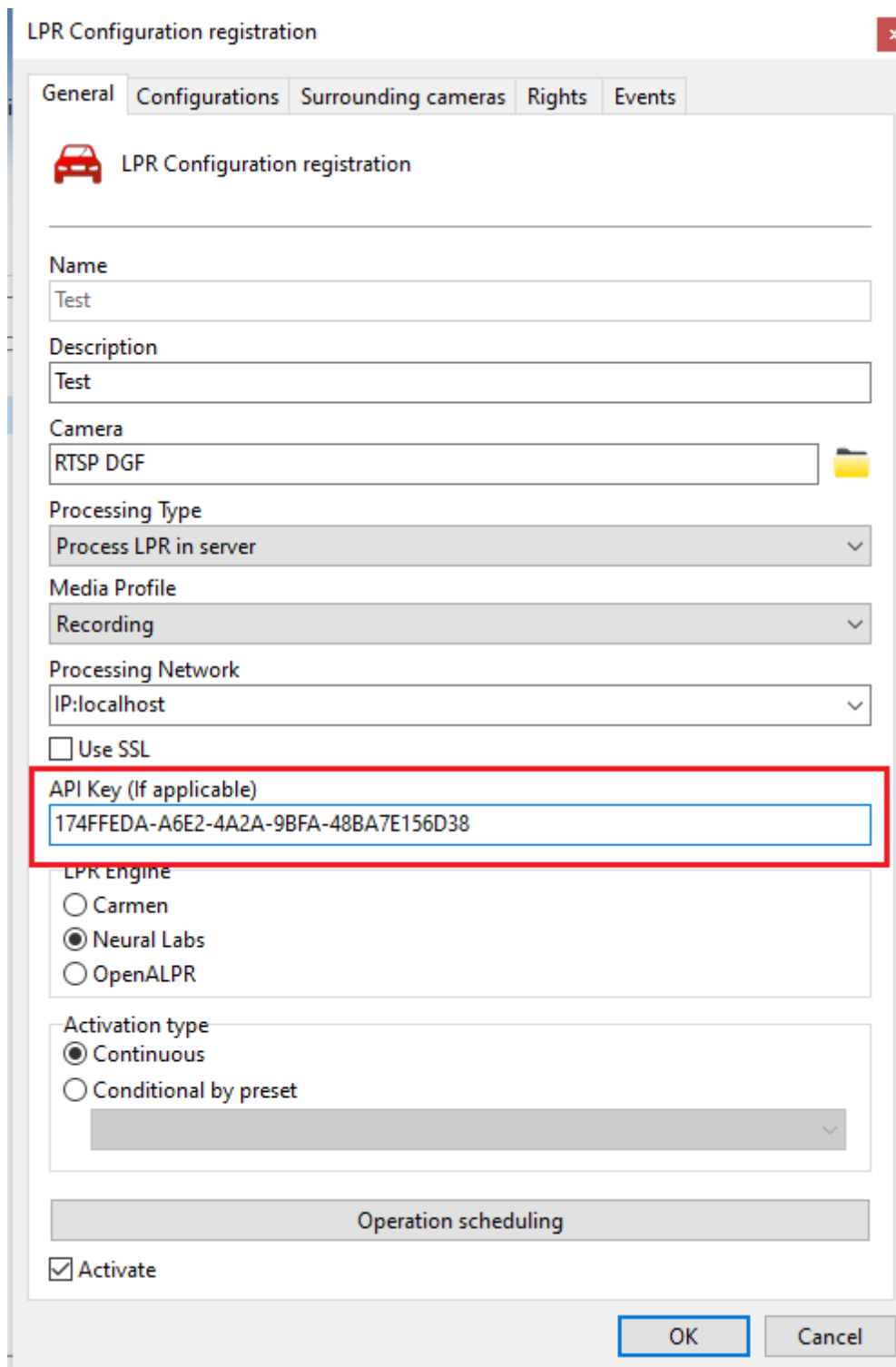
6.1.2.6 LPR processing via API key

Standard, Professional, Enterprise

Using the concept of a processing network, it is possible to have several Digifort VMS servers pointing to a set of external Digifort LPR servers, making it possible to offer Digifort LPR as a service (SaaS). To facilitate the management of this type of environment, a new API key registration functionality was added for the LPR server:




With the creation of such keys it is possible to determine the maximum number of sessions that each key gives access to, as well as what type of engine is available for that key. Once the LPR key is created, simply associate the key with the configuration on your VMS servers:



LPR Configuration registration

General Configurations Surrounding cameras Rights Events

 LPR Configuration registration

Name
Test

Description
Test

Camera
RTSP DGF

Processing Type
Process LPR in server

Media Profile
Recording

Processing Network
IP:localhost

Use SSL

API Key (If applicable)
174FFEDA-A6E2-4A2A-9BFA-48BA7E156D38

LPR Engine
 Carmen
 Neural Labs
 OpenALPR

Activation type
 Continuous
 Conditional by preset

Operation scheduling

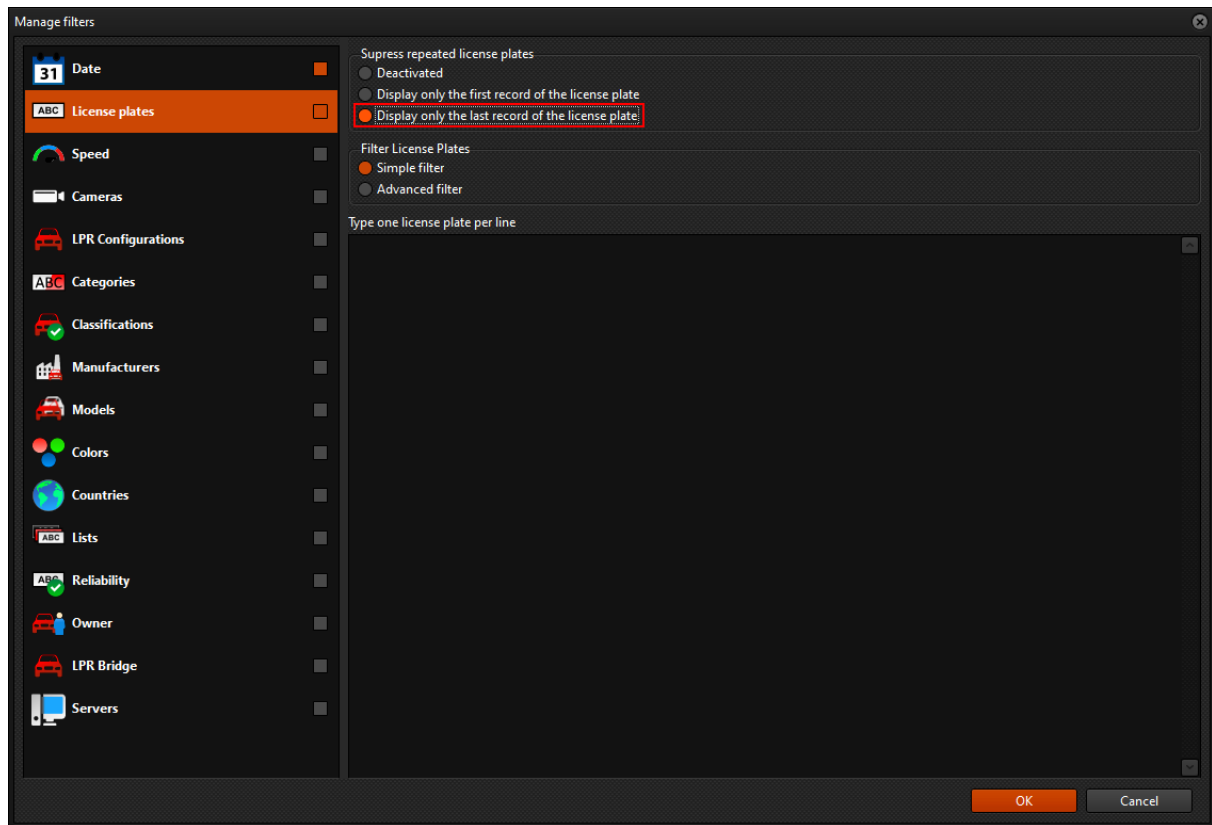
Activate

OK Cancel

6.1.2.7 Option to fetch only the last record on the plate

Standard, Professional, Enterprise

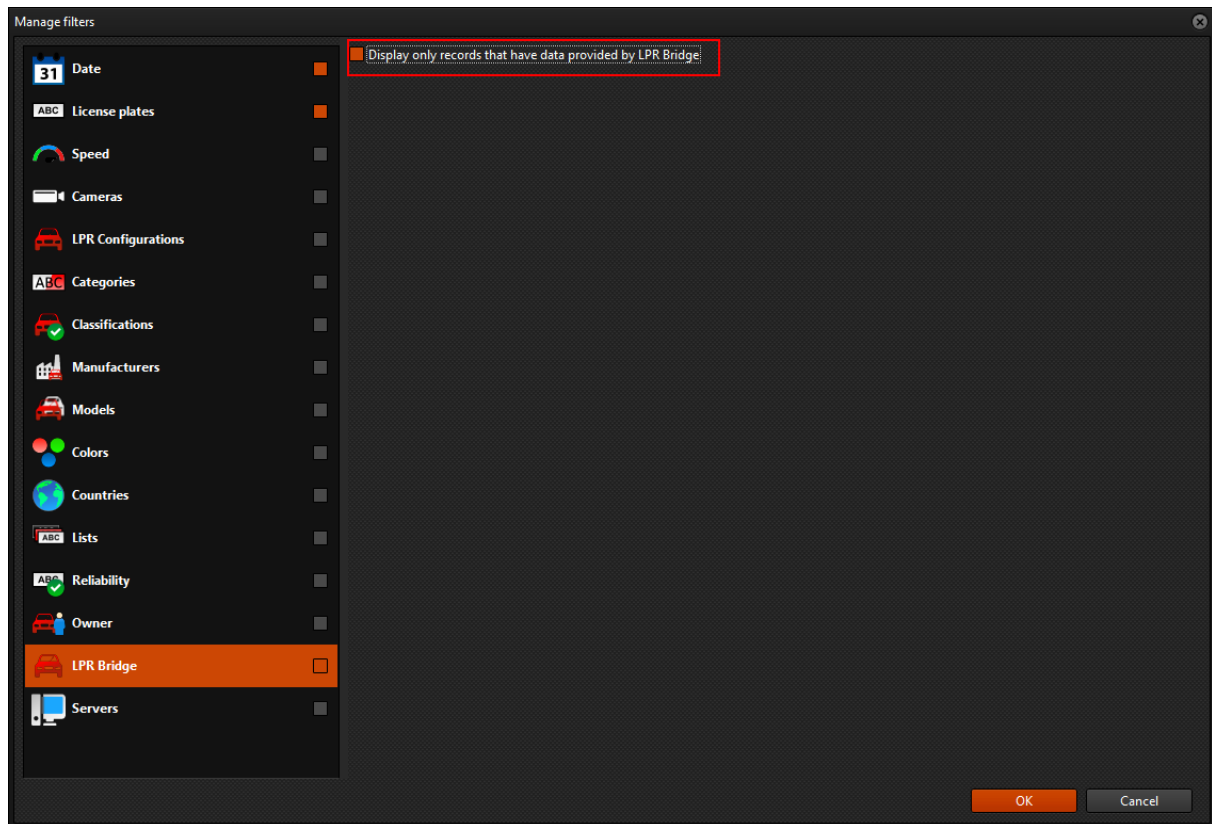
With this new functionality, it is possible to generate LPR reports without showing all the results for each plate, showing only the last record of the captured plate:



6.1.2.8 Filter LPR results to LPR Bridge results only

Standard, Professional, Enterprise

This new filter will allow the user to filter the LPR search so that only results with a response from the LPR Bridge are displayed:



6.1.2.9 View LPR Bridge results in the LPR report

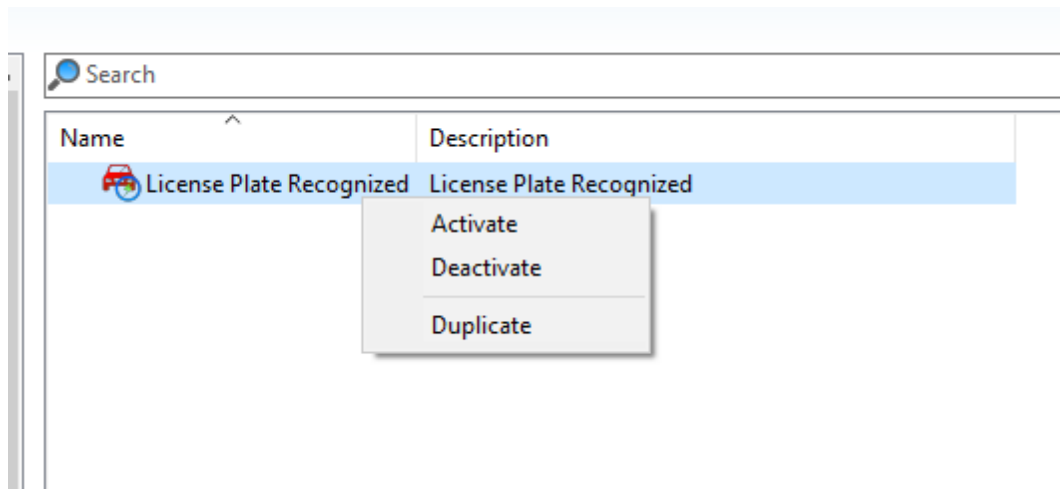
Standard, Professional, Enterprise

The results received by the LPR Bridge are now displayed on an extra line in the LPR report.

6.1.2.10 Option to enable or disable LPR events

Standard, Professional, Enterprise

As well as global events and other system objects it is now possible to enable or disable specific LPR events as well:

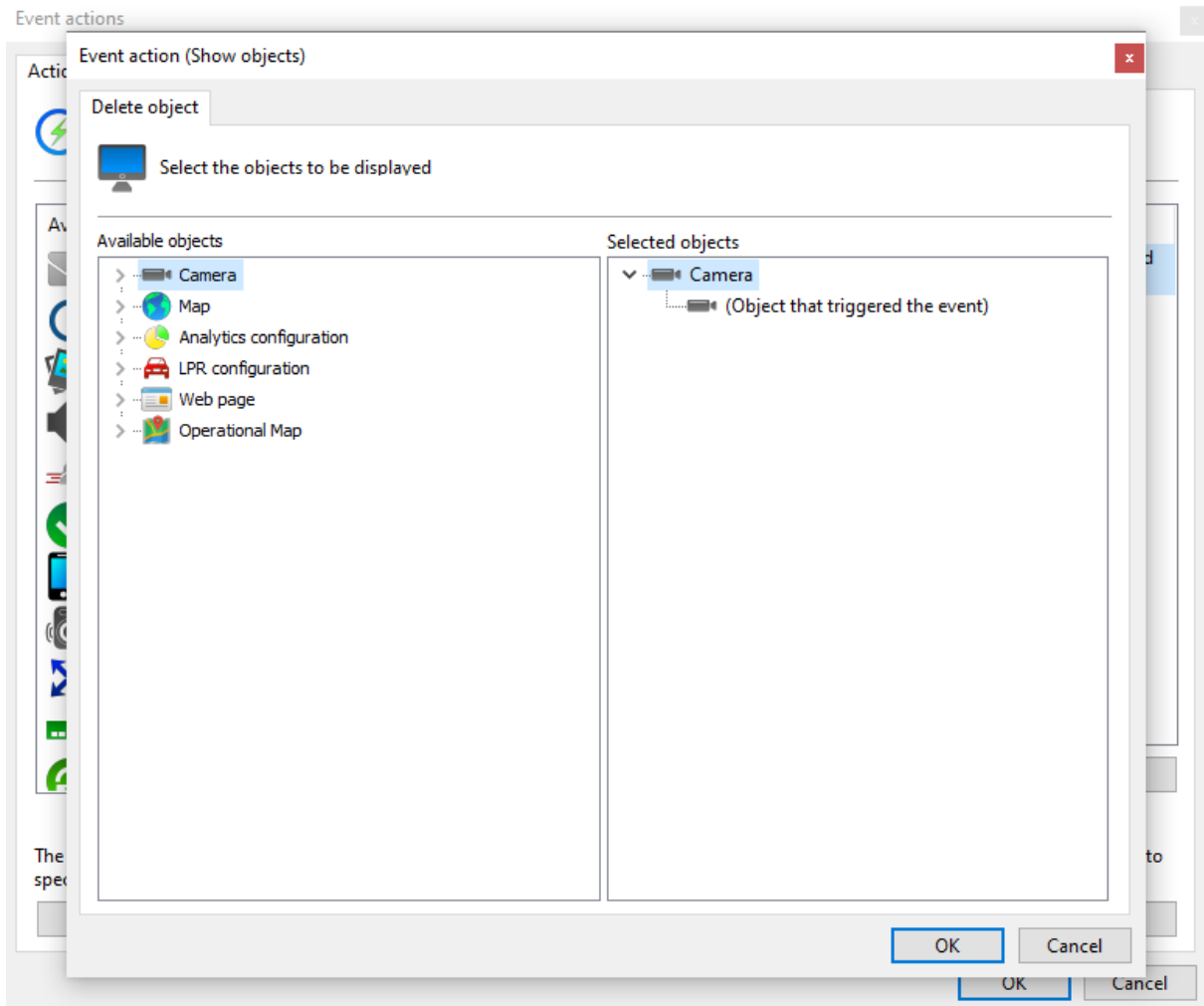


6.1.3 Events

6.1.3.1 Dynamic object reference in alarm actions

All editions

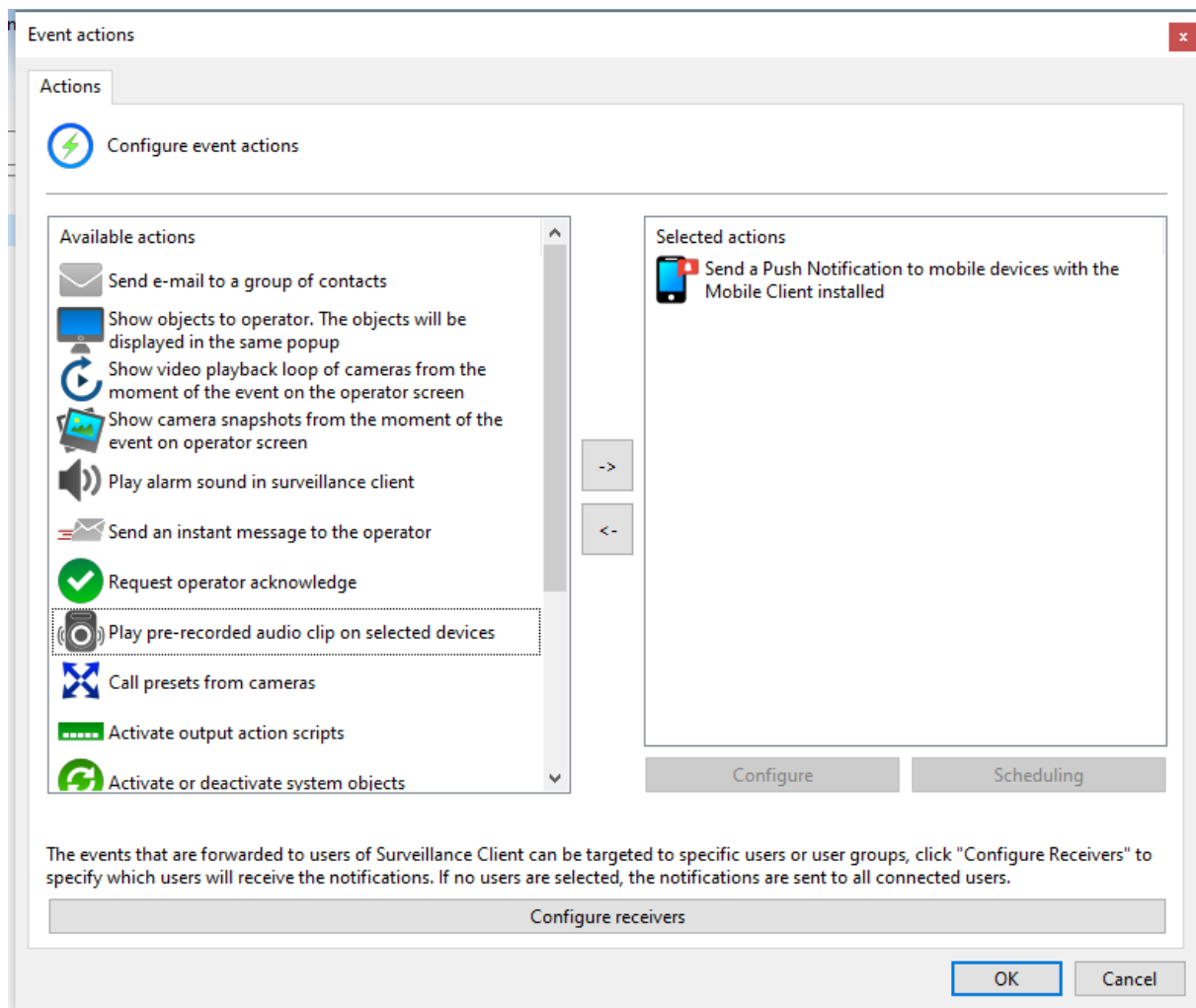
It is now possible to configure the system so that the object sent in an event action (such as popups, bookmarks, email, etc) is dynamically assigned by the system itself. This new functionality greatly facilitates the configuration of large systems, making it possible for the administrator to configure several events in bulk so that each camera triggers the event already populated with the image referring to which camera triggered the event:



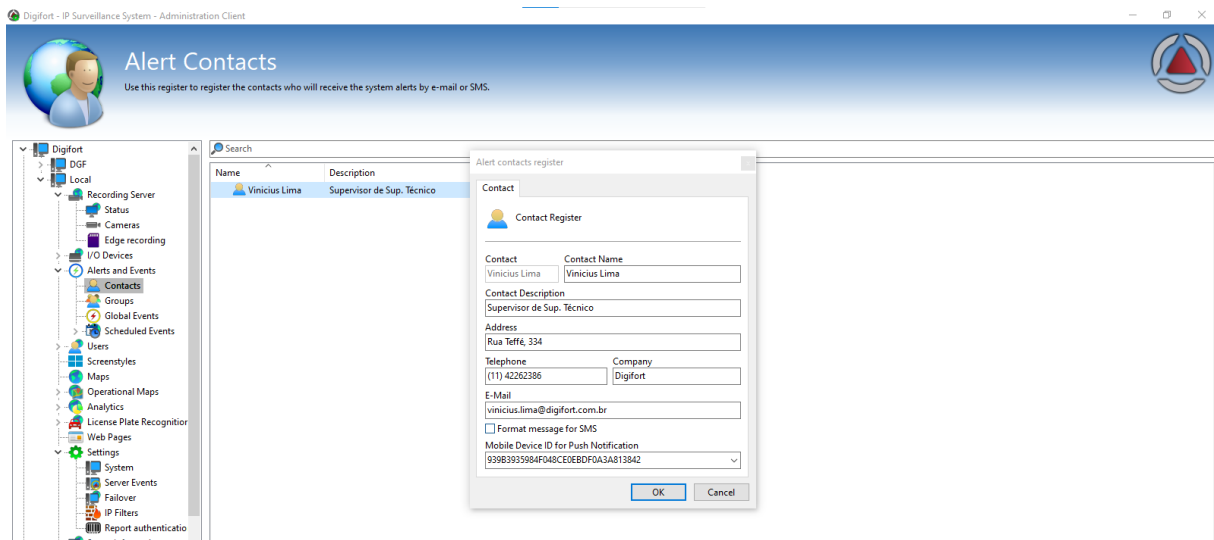
6.1.3.2 Event action for sending a push notification to the Digifort Mobile client

Standard, Professional, Enterprise

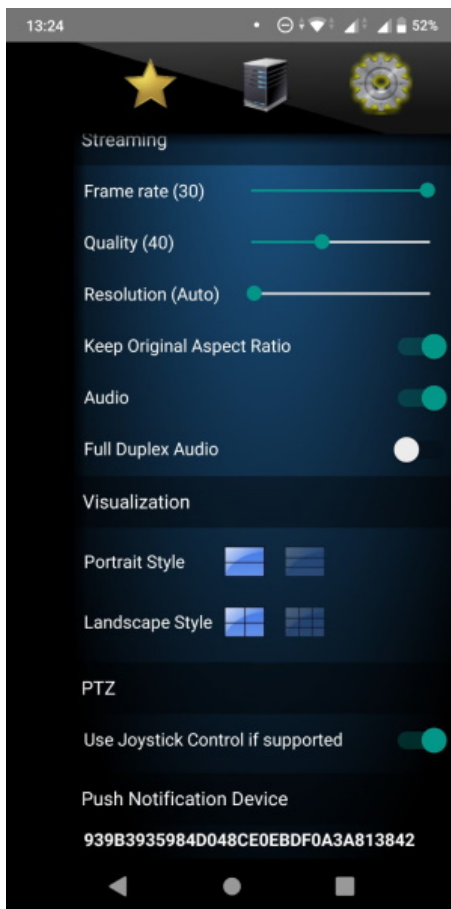
The new push notification feature for the mobile client provides a new notification method that can reach system operators directly on their smartphones, allowing incident response to be much more effective and dynamic, being able to be set for any type of event in the system (motion detection, recording failure, analytics, LPR, global events, etc.):



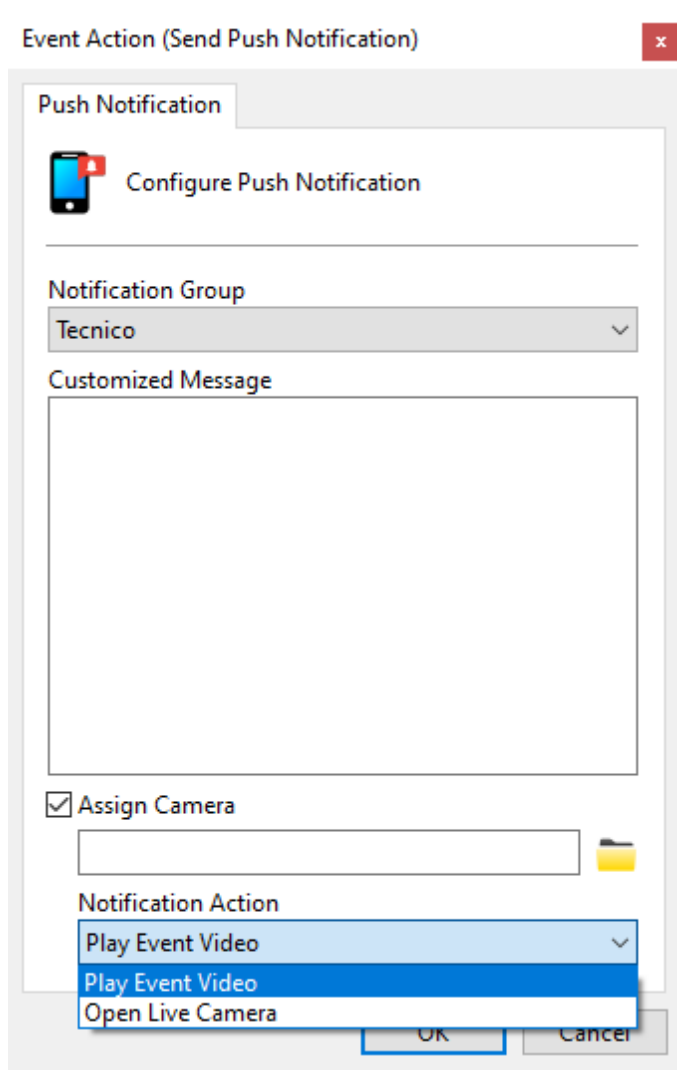
To configure the action, it is first necessary to register the devices to which the alerts will be sent. This can be done directly from the Administration Client Contacts screen:



The mobile device ID can be found directly in the Digifort Mobile Client application, going to the settings tab:



Once the device is registered, the respective contact group will be available for selection in the event action:

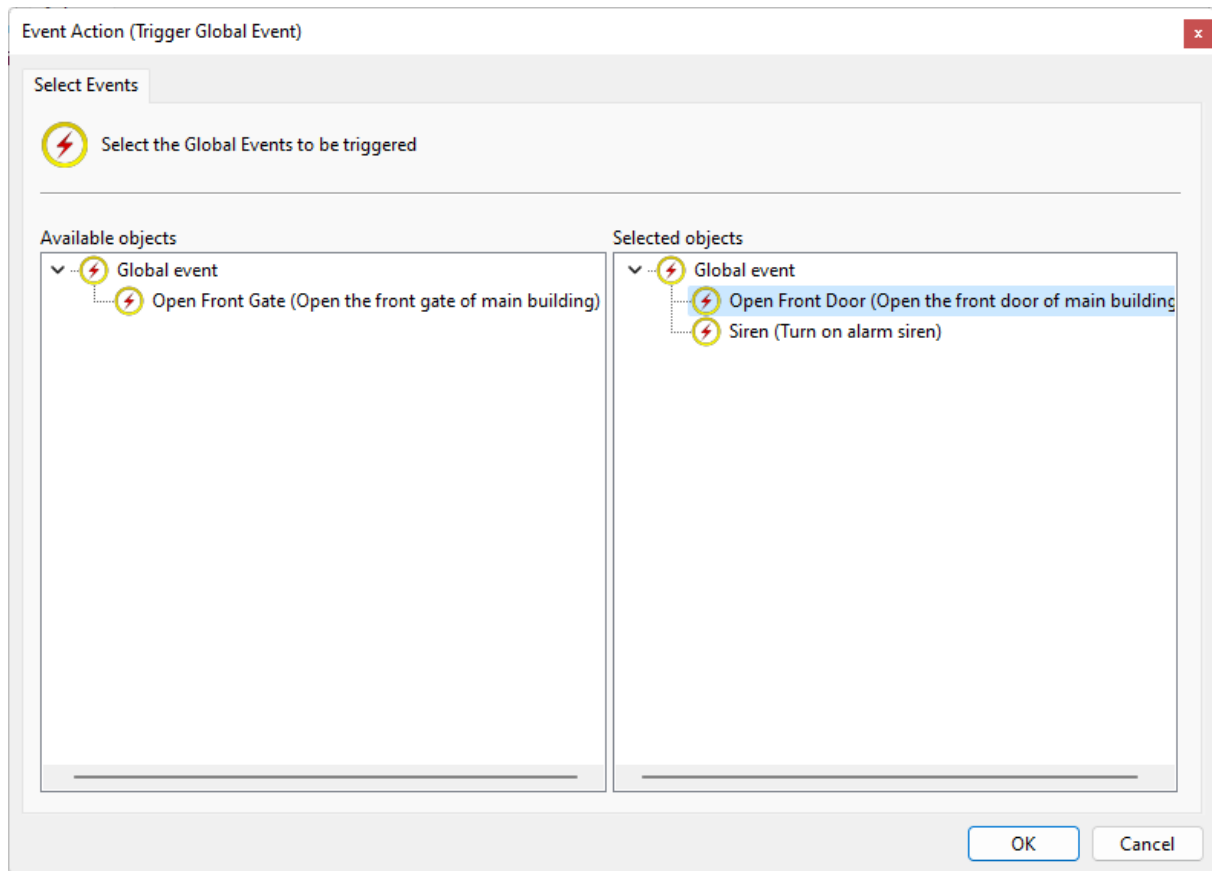


The system also allows you to select which action will be taken directly in the application, being able to choose between showing the live video from the camera or opening a playback session to play the recorded video, making the event even more accessible and easy to use.

6.1.3.3 Event action to trigger global event

Standard, Professional, Enterprise

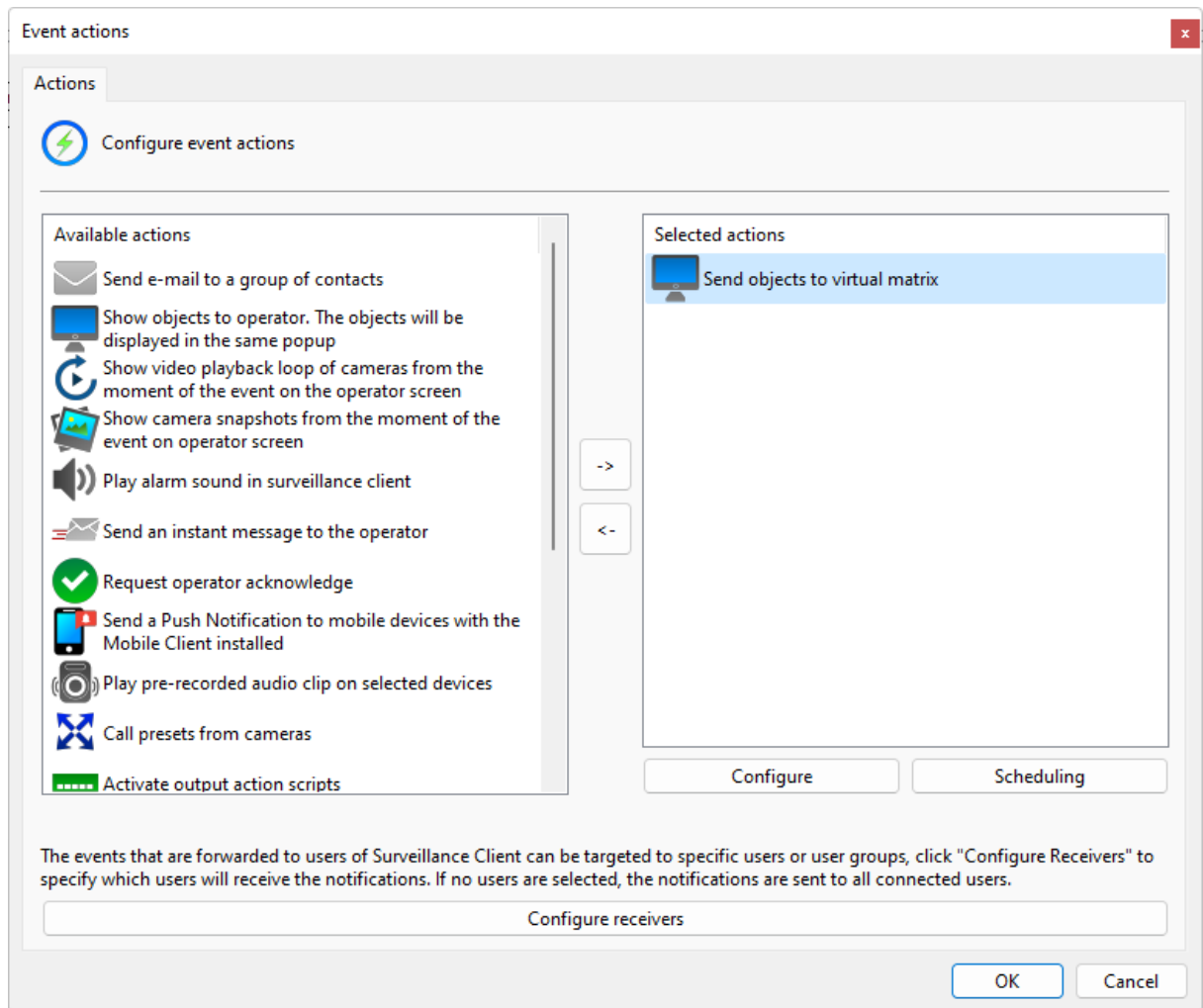
With this new feature it is possible to make a single event trigger several global events simultaneously. This new feature will be great for systems where sending several emails, operator messages and the such are needed, as well as helping with alarm management.



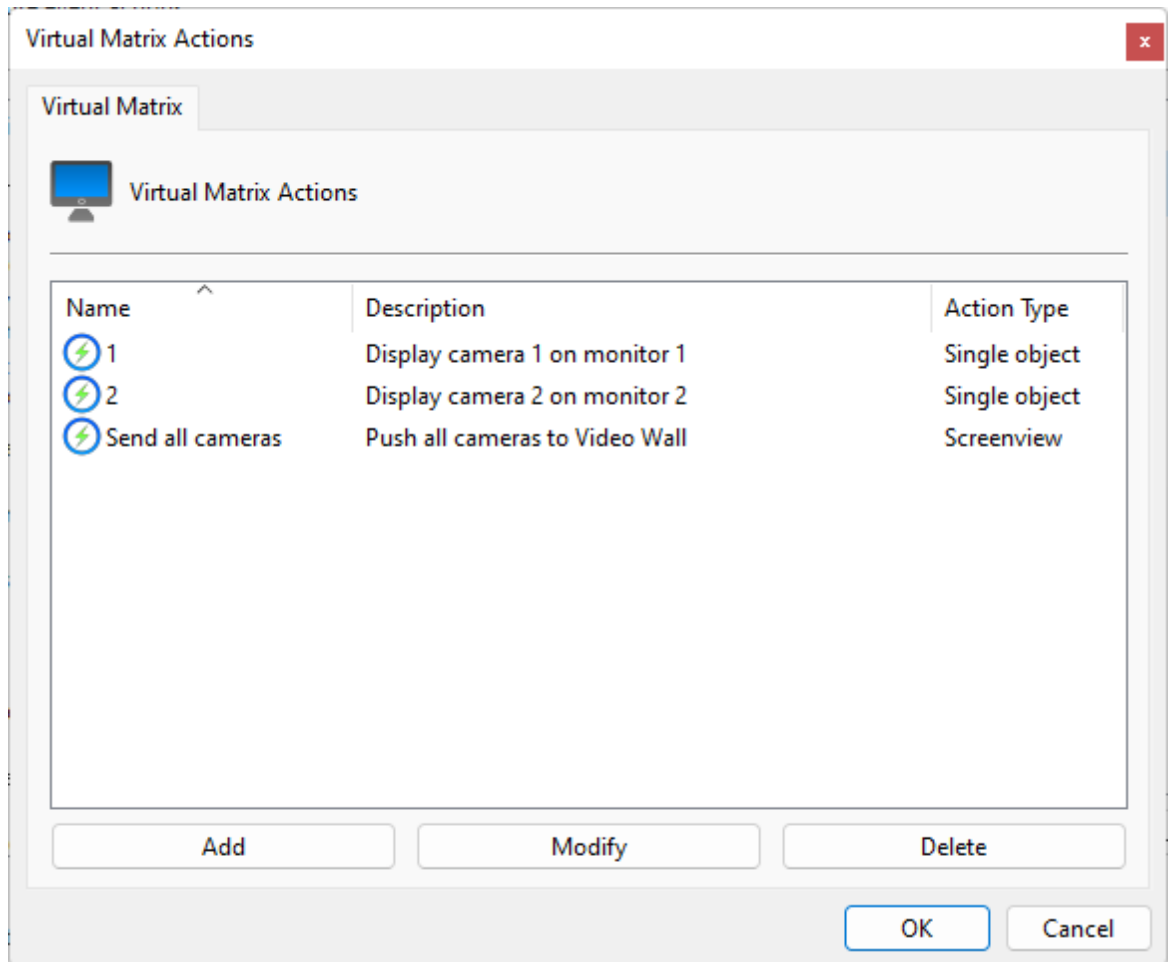
6.1.3.4 Event action for sending virtual matrix

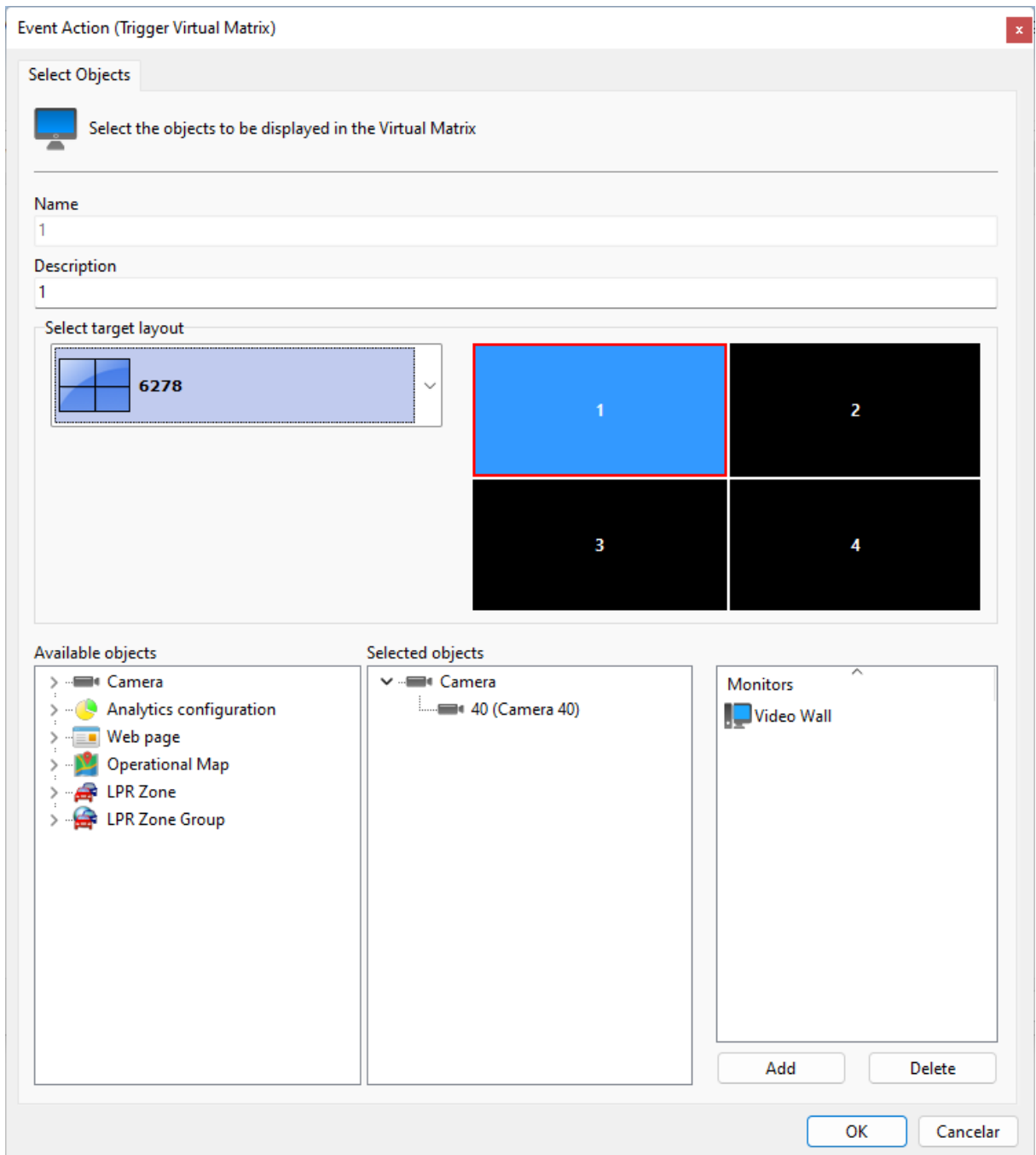
Standard, Professional, Enterprise

This new feature will bring the possibility of replacing what is on the screen of any operator in the system, similar to the function of sending a pop-up but changing objects directly in the Surveillance Client interface without opening a second screen. This will make management a lot easier, especially for installations with videowalls and other stations without the presence of an operator.:

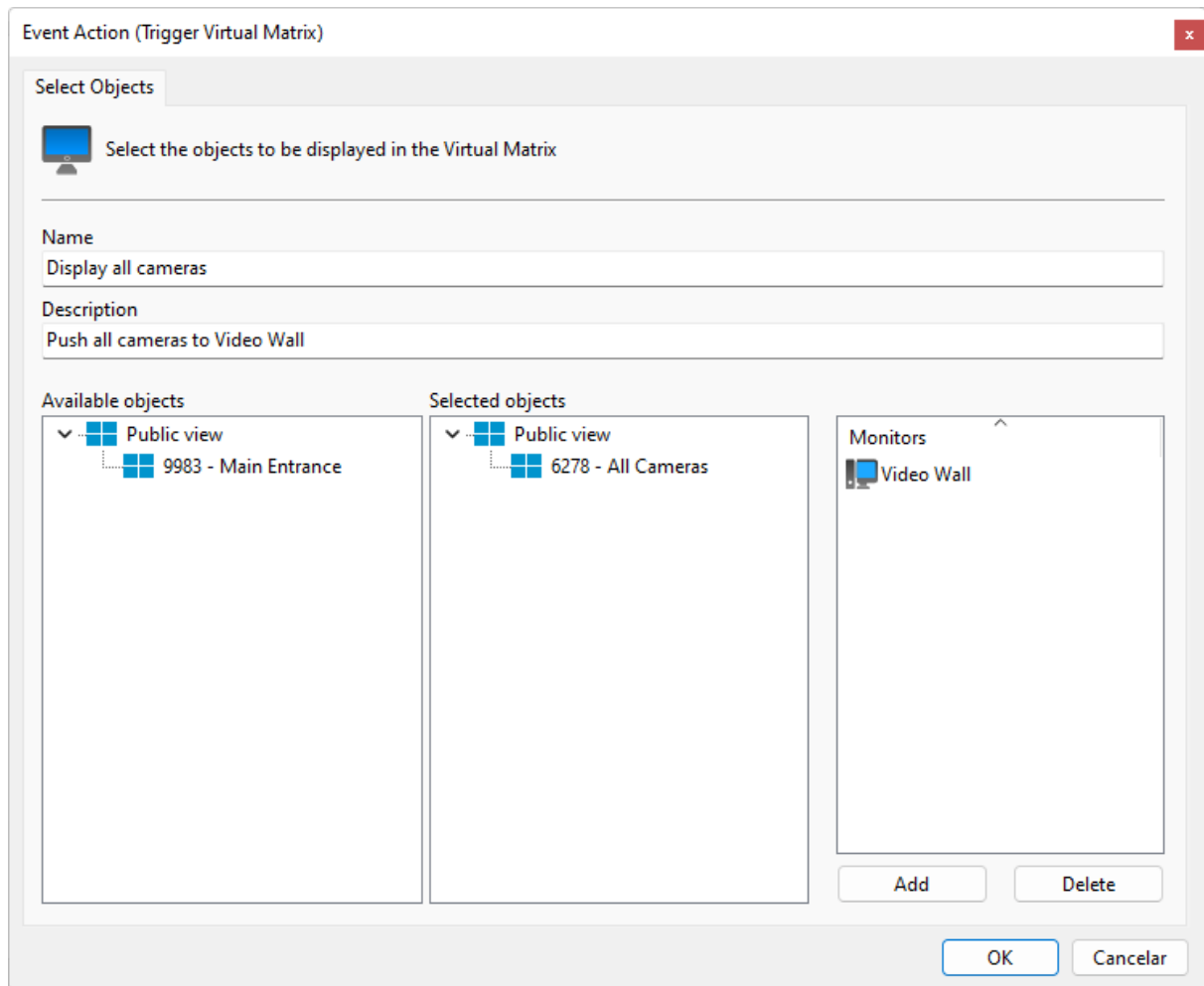


The system also allows triggering multiple simultaneous actions:





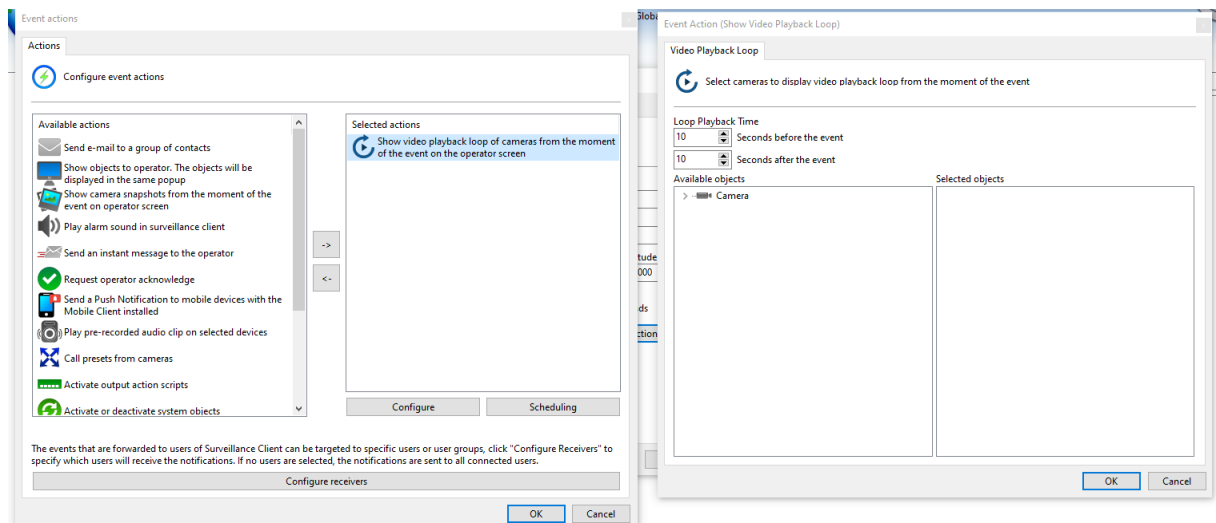
As well as sending views in addition to single objects:



6.1.3.5 Event action for sending playback loop

Standard, Professional, Enterprise

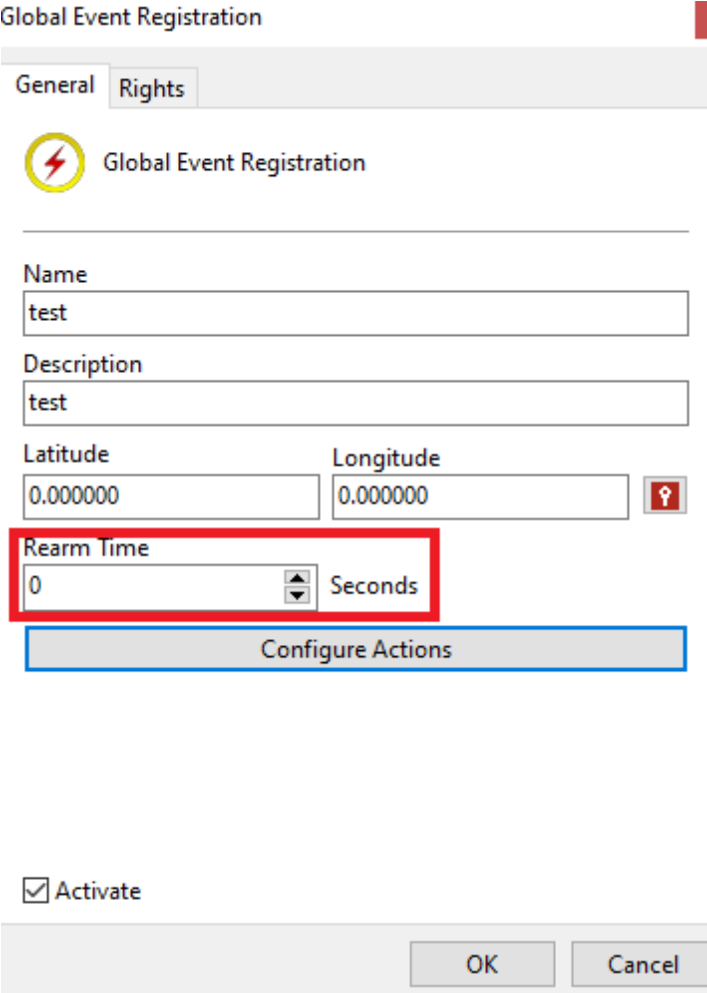
This new feature will make it even easier for operators when reviewing an event. It is now possible to configure the system so that a recording is displayed to the operator in an automated way, already bringing the amount of pre and post event time to better contextualize what happened:



6.1.3.6 Global Event rearm time


Standard, Professional, Enterprise

It is now possible to create a rearming time for Global Events, thus avoiding unnecessary sequential alarms and facilitating the handling of events by operators:




Global Event Registration

General Rights

 Global Event Registration

Name
test

Description
test

Latitude Longitude
0.000000 0.000000 

Rearm Time
0 Seconds

Configure Actions

Activate

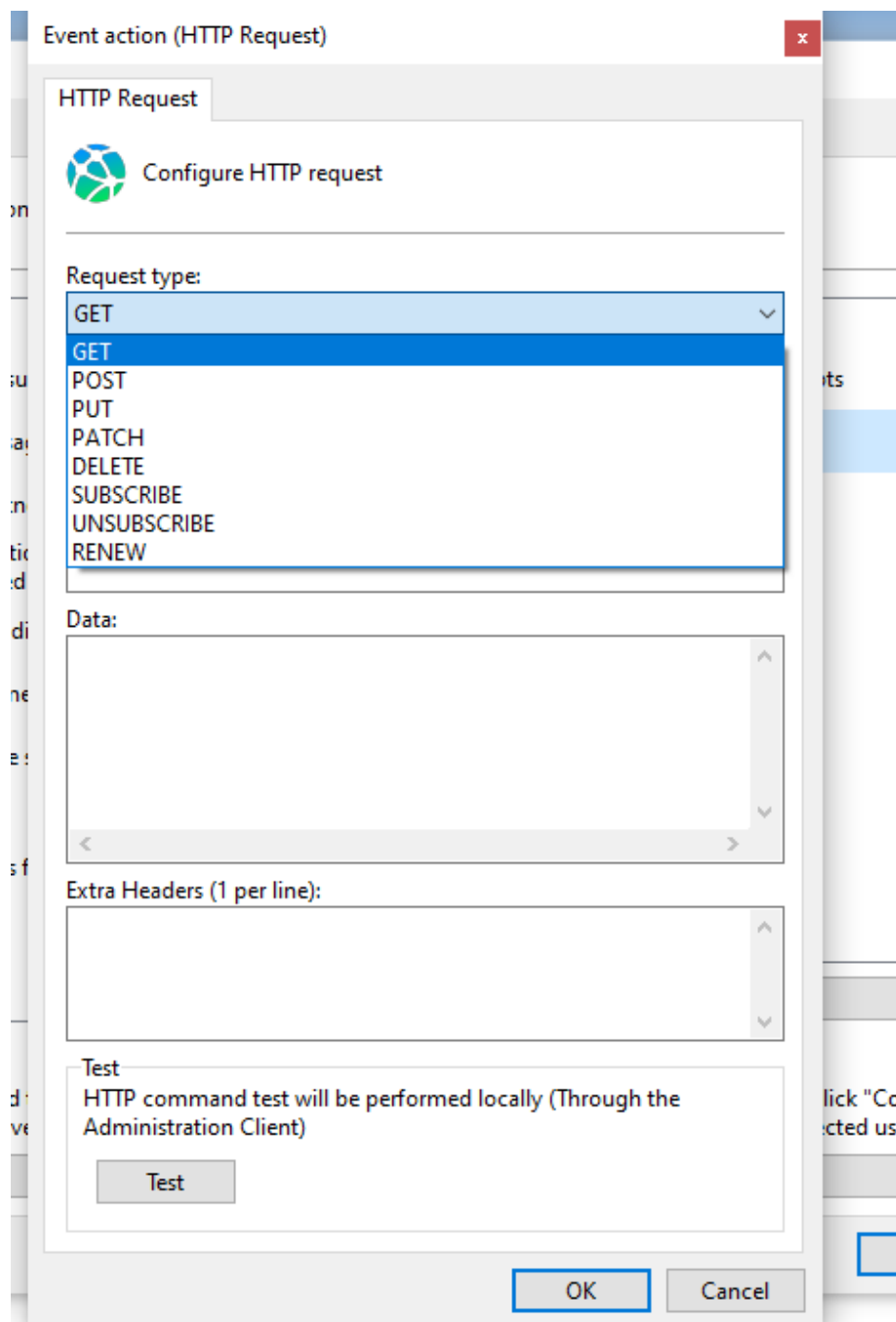
OK Cancel

It is also possible to perform this configuration in bulk, without having to enter each of the events.

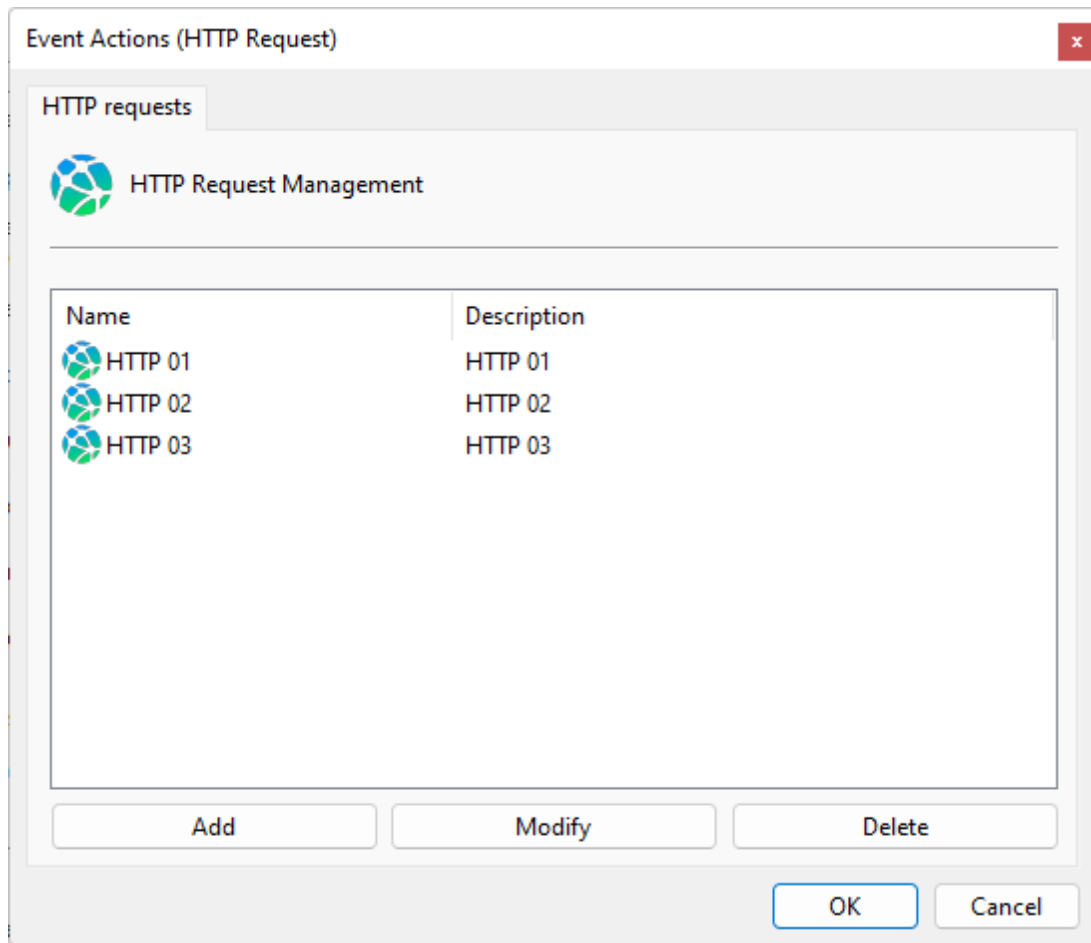
6.1.3.7 New request types and additional headers for HTTP event action

Professional, Enterprise

HTTP requests now allow more request types (GET, POST, PUT, PATCH, DELETE, SUBSCRIBE, UNSUBSCRIBE and RENEW) and also the addition of additional headers:



The option to make multiple requests with a single event action has also been added:



6.1.3.8 Improvements and additions to event variables

All editions

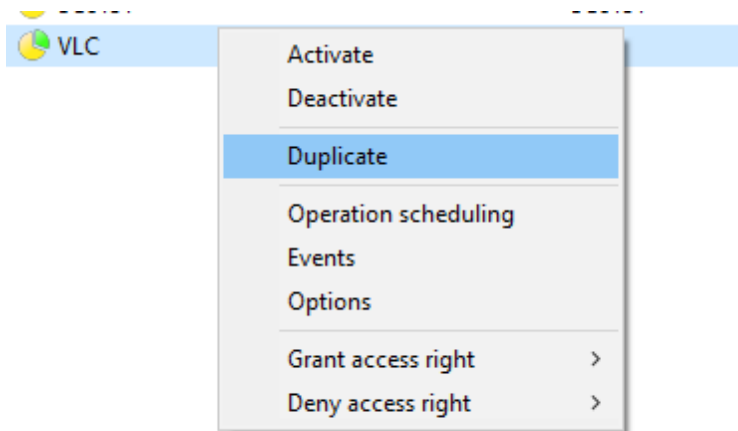
Several improvements and new event variables were added, making the system even more accessible for integrations, allowing the extraction of values from variable lists, date and time, among others. Consult our technical support (support@digifort.com) for the complete documentation of the event variables.

6.1.4 Administration Client

6.1.4.1 Duplicate system objects

All editions

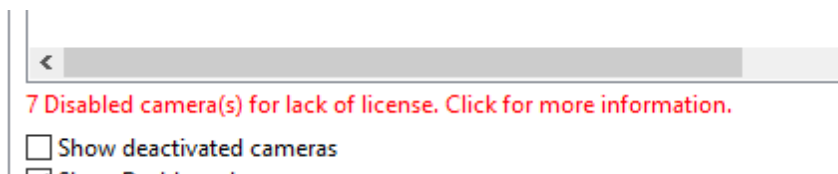
The feature for duplicating the system's cameras has been expanded to cover all system objects (LPR, analytics, maps, etc.), facilitating managing large systems.



6.1.4.2 Warning for insufficient number of licenses

All editions

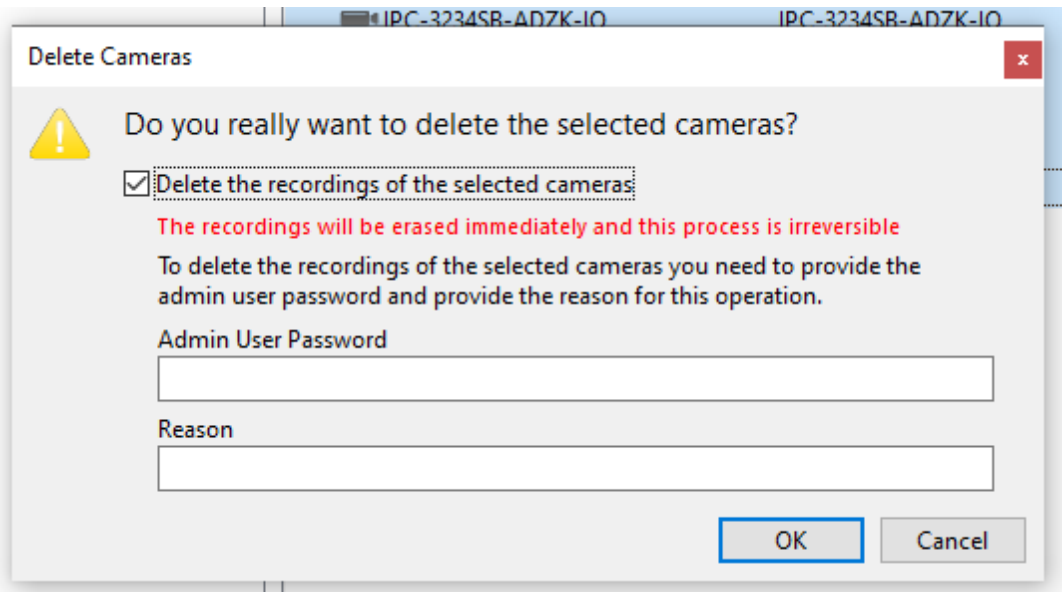
The system will now show a warning if there are objects disabled due to lack of licenses:



6.1.4.3 Option to delete recordings from camera to be deleted

All editions

The system will now open a popup with a message asking for confirmation to delete cameras in the system, in addition to allowing the administrator to delete the images from those cameras. This new function makes server management even easier, allowing disk management for situations where it is not necessary to keep recording history for cameras deleted from the system:



6.1.4.4 Audit logging whenever a user views an image in the admin client

All editions

This new function details whenever a user views any system image from the admin client, including features such as preview, motion sensor configuration, image filters, etc.

Record Date	User	IP	
27/04/2022 13:49:57	admin	::1	
Event	Object Type	Object Name	Category
Viewed	Camera	SC8131	User action

Complement

Administration Client

Close

This will make the system audit process even more complete, making it possible to know when any image previews have been made.

6.1.4.5 Compression switching in the media profile

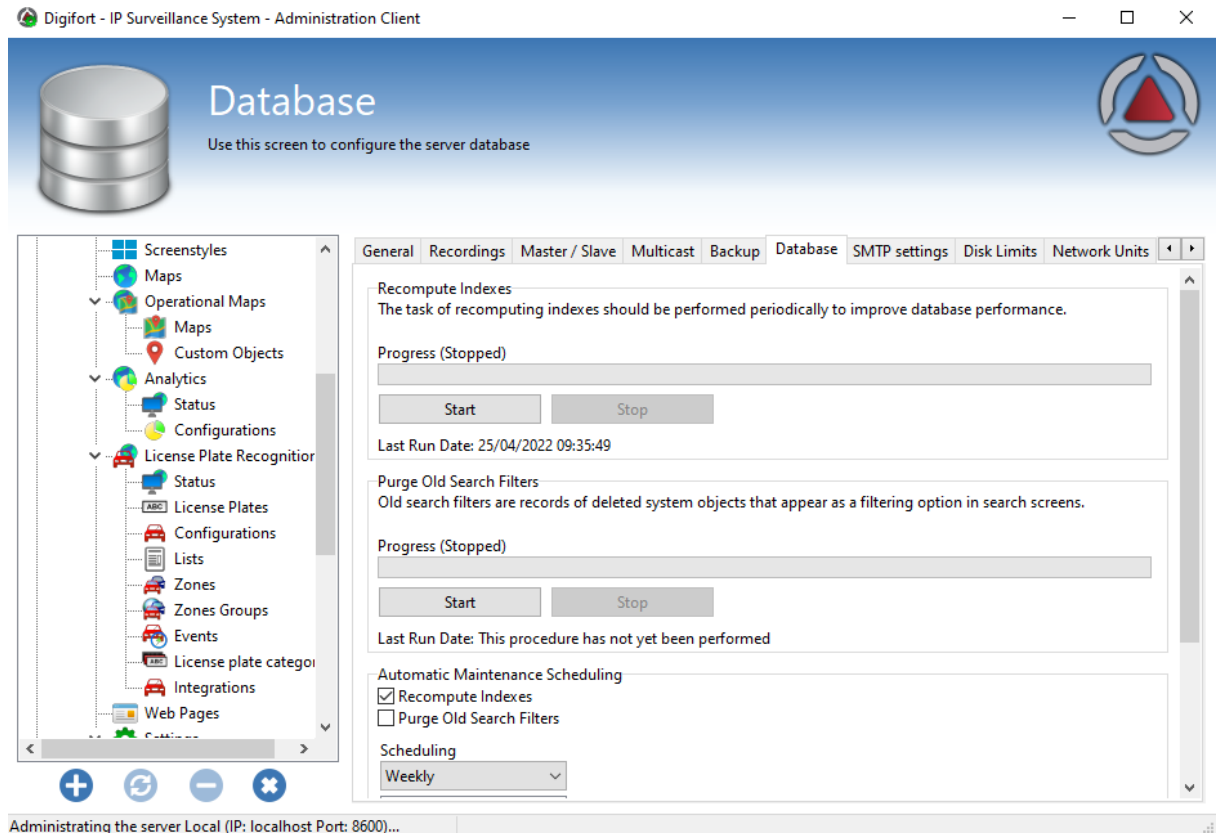
All editions

When changing the video compression of a camera's media profile in the Administration Client, the system will now move unsaved settings to the new compression profile. Previously the system loaded saved settings which caused any unsaved changes to the video profile to be lost in the compression switch.

6.1.4.6 Scroll bar for settings screen

All editions

The administration client now has a scrollbar to make it more accessible on smaller monitors:



6.1.4.7 Removed Live View Username and Password

All editions

The Live View Username and Password (Found on the Live View tab in a camera's settings) have been removed. These credentials were only used when accessing the camera directly (with Relay disabled). The system will now use the login credentials provided on the General tab

6.1.4.8 Display SSL connection on users screen

All editions

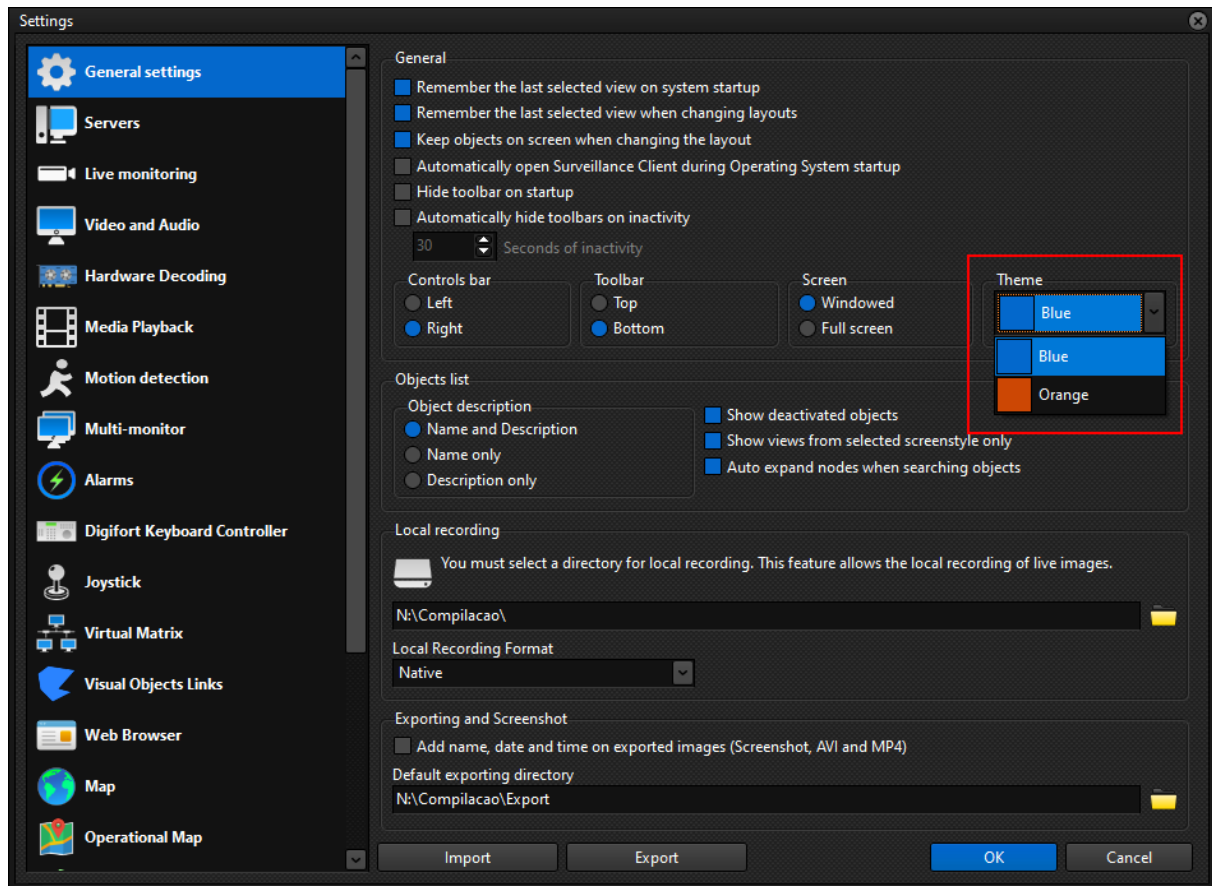
The connected users screen will now also display the connection type (SSL or not) of each user.

6.1.5 Surveillance Client

6.1.5.1 New skin for the Surveillance Client

All editions

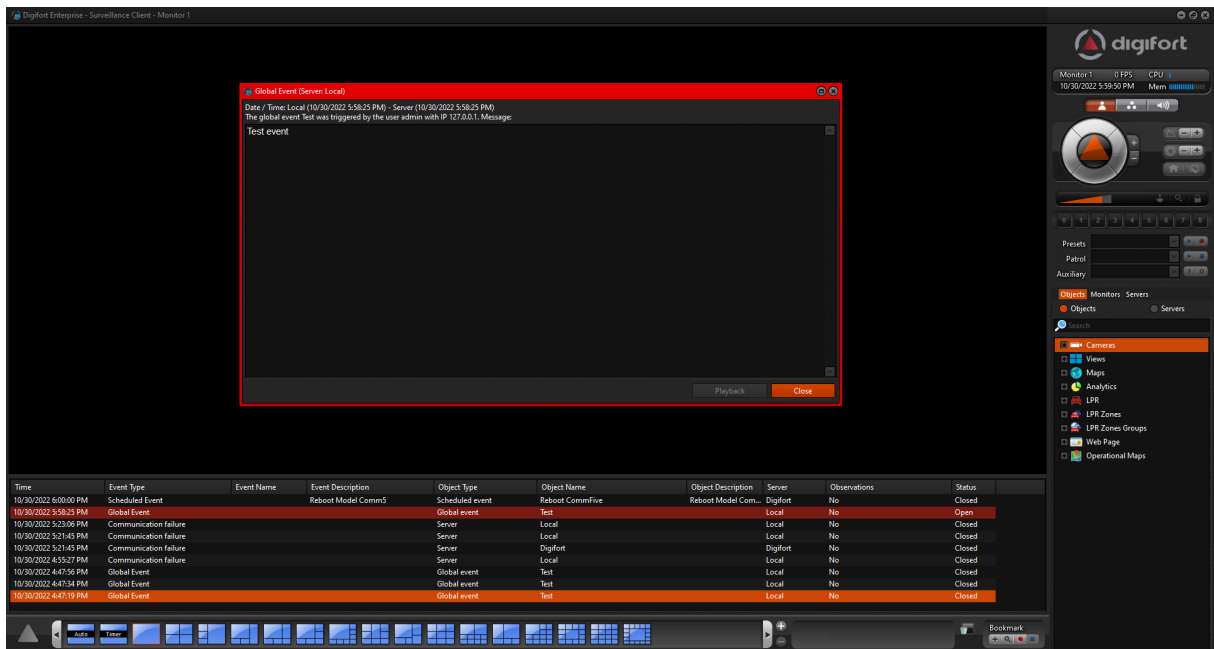
The Surveillance Client now has a new skin for the controls, providing a more modern and user-friendly interface. The system also allows switching between 2 themes with highlights in Blue or Orange:



6.1.5.2 Local alarm list in the surveillance client

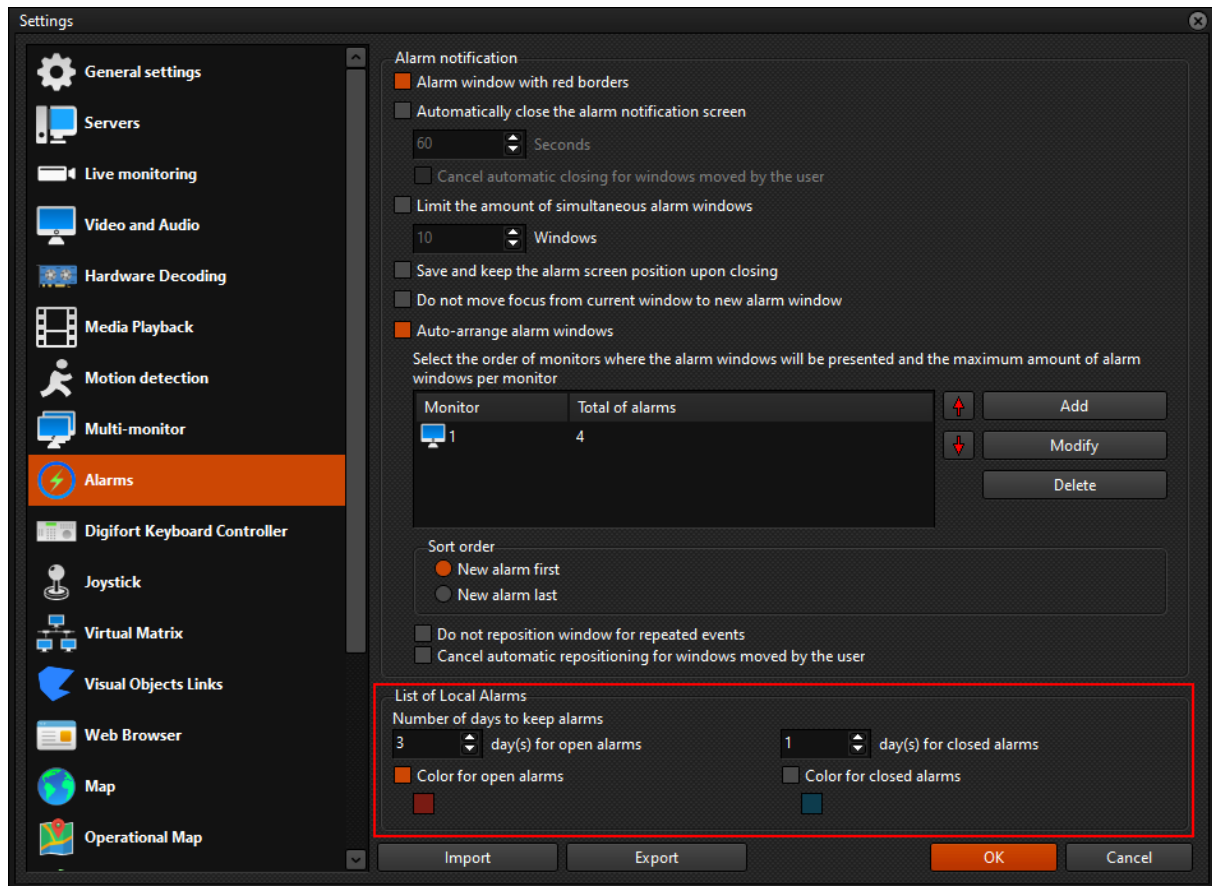
All editions

This feature brings a new concept to the operation of the Digifort system, allowing operators to have real-time control of which events are being handled or have already been handled by the system, being unique for each workstation, making it clear and easy to view which alarms are still open and need attention:



The list not only allows you to easily view these events in detail, but also allows you to quickly reopen the events by double clicking directly on the list. Upon re-opening the event the system will re-trigger the actions taken, showing pop-ups, messages and other notifications to the operator.

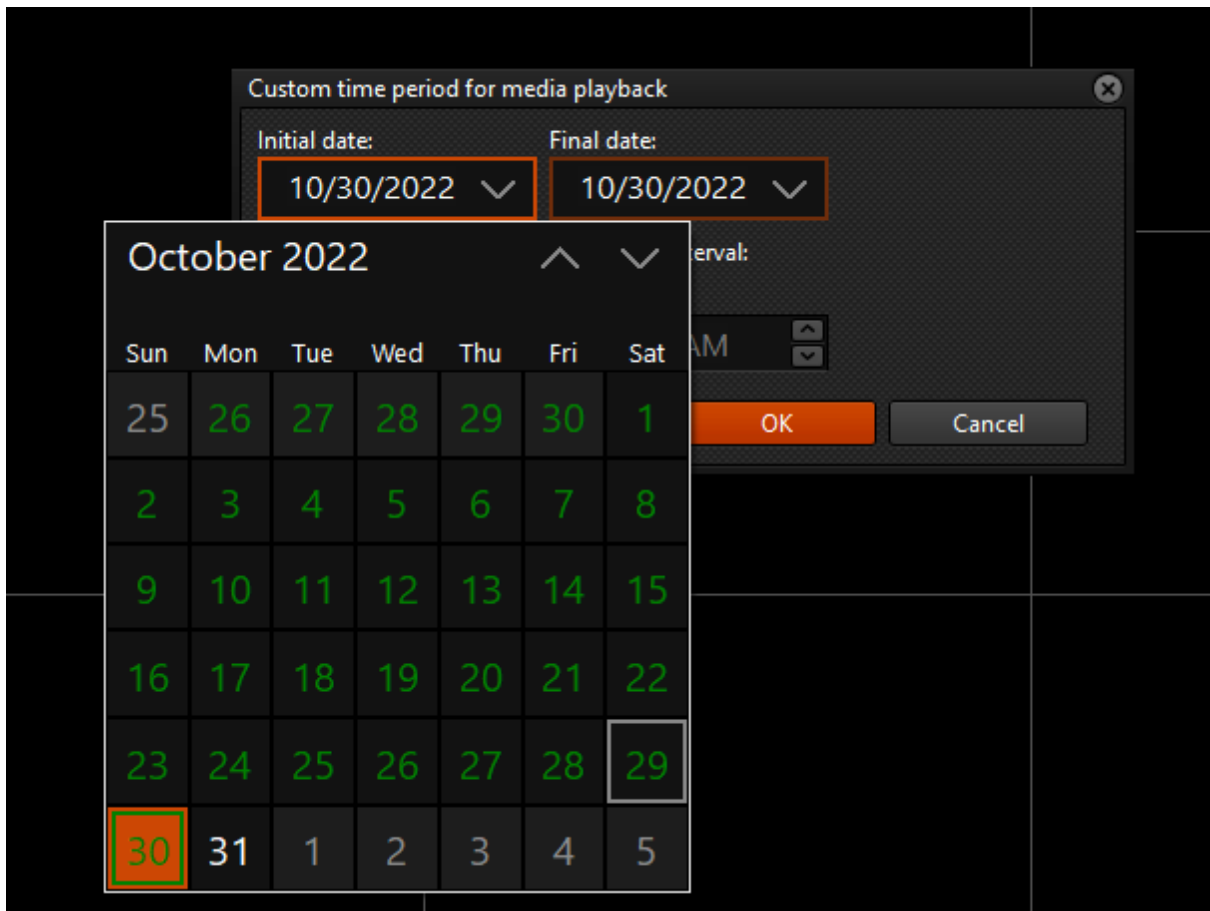
Furthermore, the behavior of the list is completely customizable, allowing the operator to change the colors of the alarms, the time to keep the alarms in the list or the columns to be displayed:



6.1.5.3 Calendar with recording indication for video playback

All editions

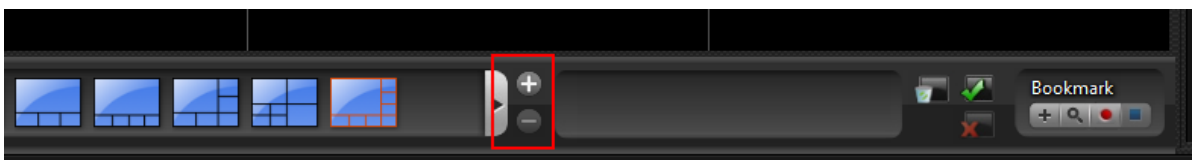
Video playback with custom period or archived video playback now has a calendar for date selection, as well as information on which days have recordings:



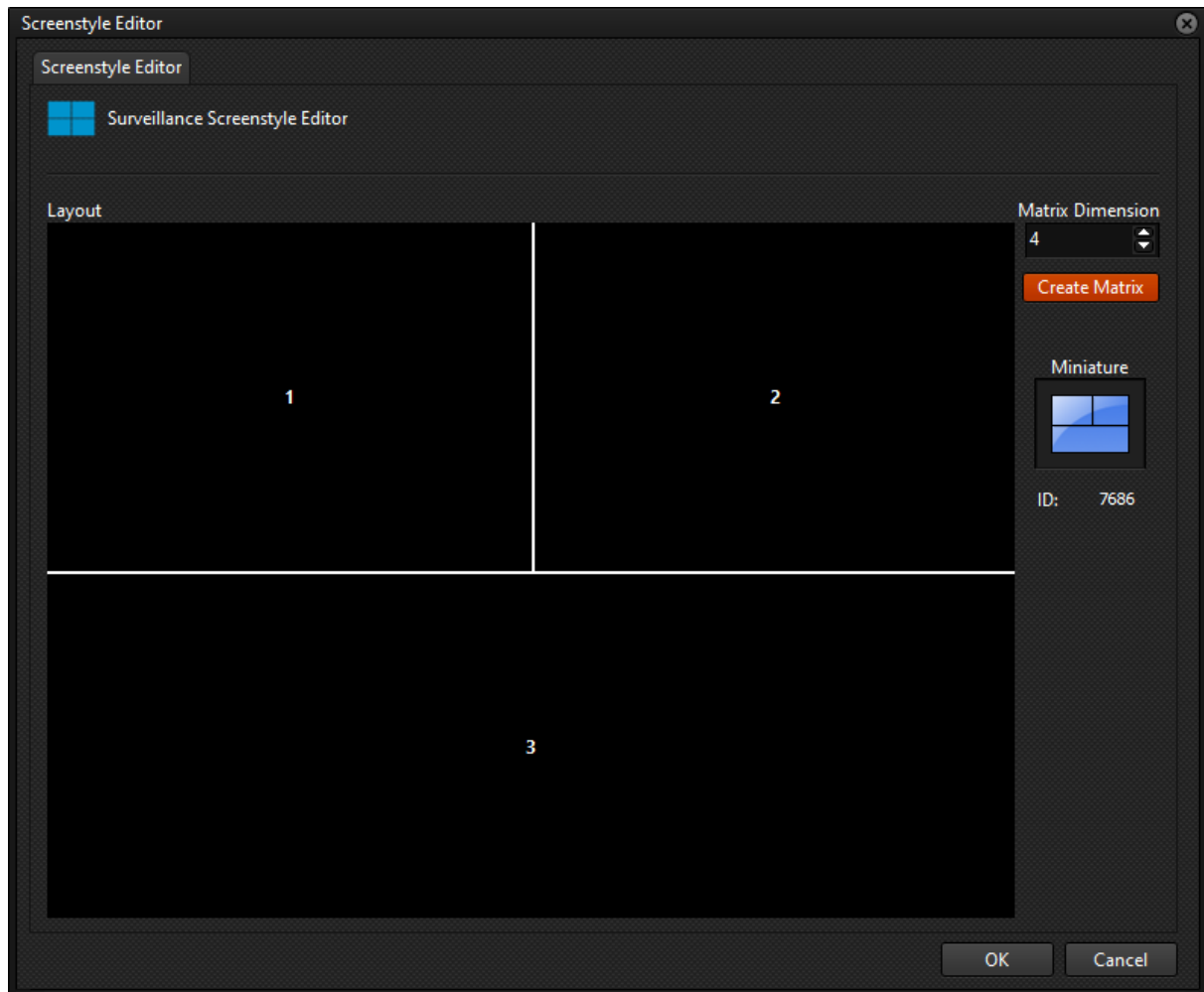
6.1.5.4 Screenstyle editor in surveillance client

All editions

This new feature will allow the operator to edit, delete or add new screenstyles directly from the surveillance client with a simple click on the lower toolbar:



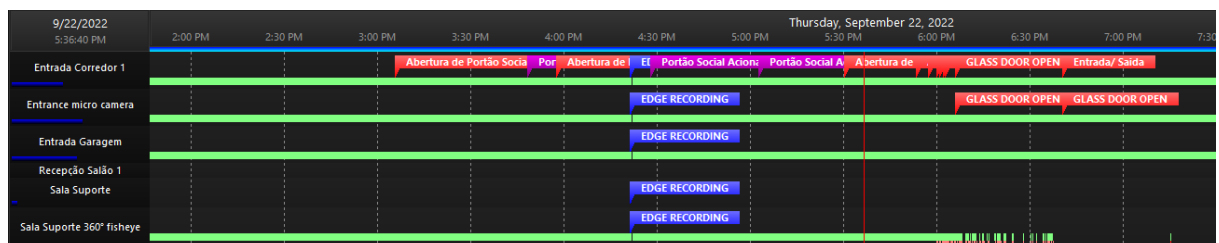
Clicking on the add button the system will bring up a popup with the same ease of use already known from the administration client editor, just click and drag with the mouse to design the layout:



6.1.5.5 Bookmarks in single-line in timeline

Professional, Enterprise

Multiple bookmarks from the same camera in the video player's timeline will now all appear on the same line.



6.1.5.6 New shortcuts

All editions

Some shortcuts have been added to make operating the system even easier:

CTRL + SHIFT + F - Freeze live image of selected camera

Media Playback:

W - Sets the playback speed to 1x

S - Decreases playback speed

A - Reverse play and increase reverse play speed

D - Increases normal playback speed

Z - Rewinds one frame

X - Forward one frame

6.1.5.7 Digital PTZ when freezing live image

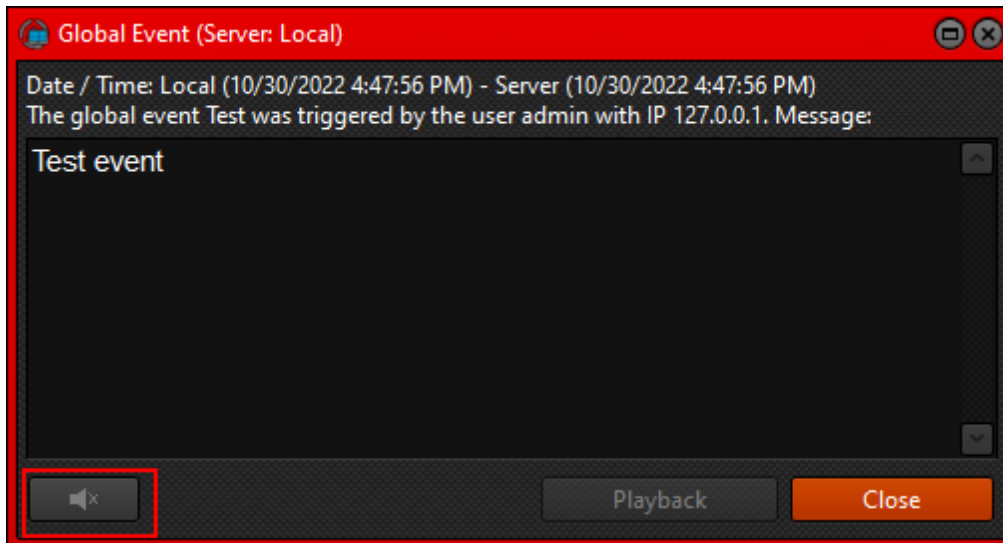
All editions

When a live camera image is frozen, the system will now only allow the use of Digital PTZ. To use the camera's PTZ controls the image will need to be unfrozen first.

6.1.5.8 Button to mute the audio of an alarm

All editions

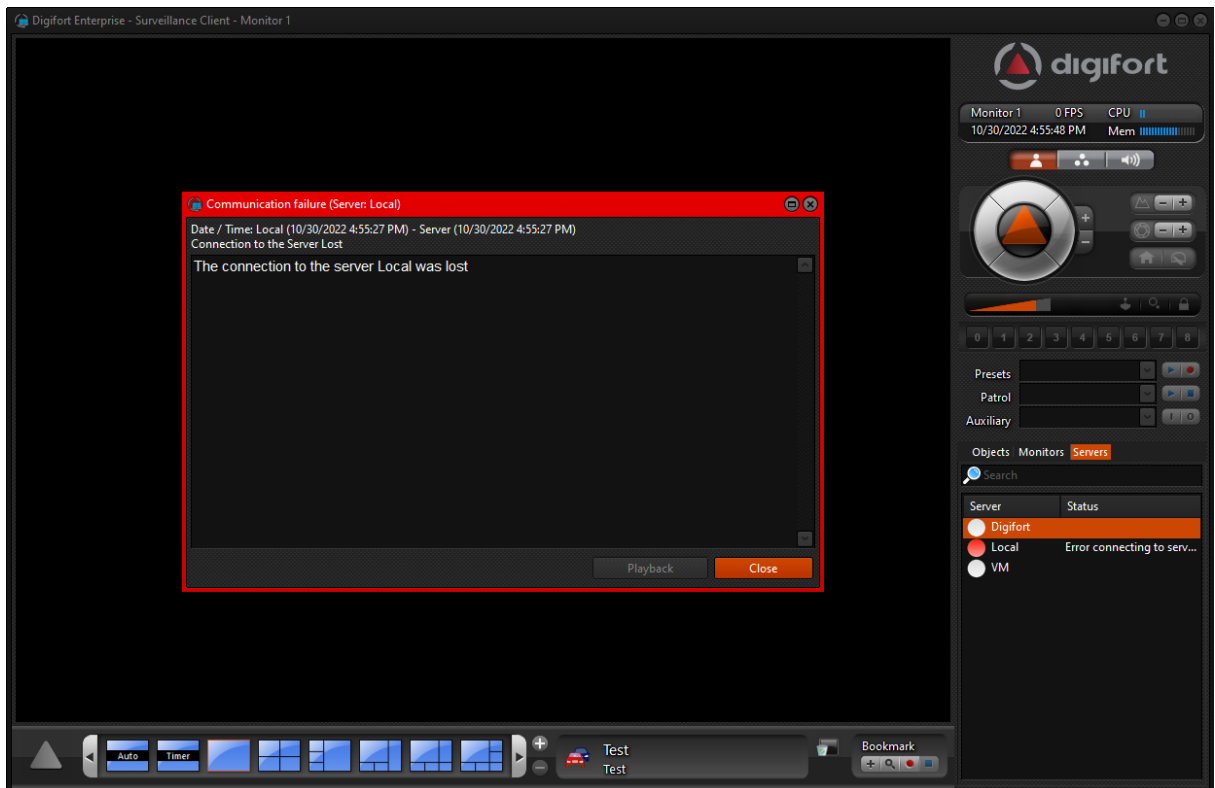
Added a button for audio and pop-up events allowing the operator to mute the alarm audio:



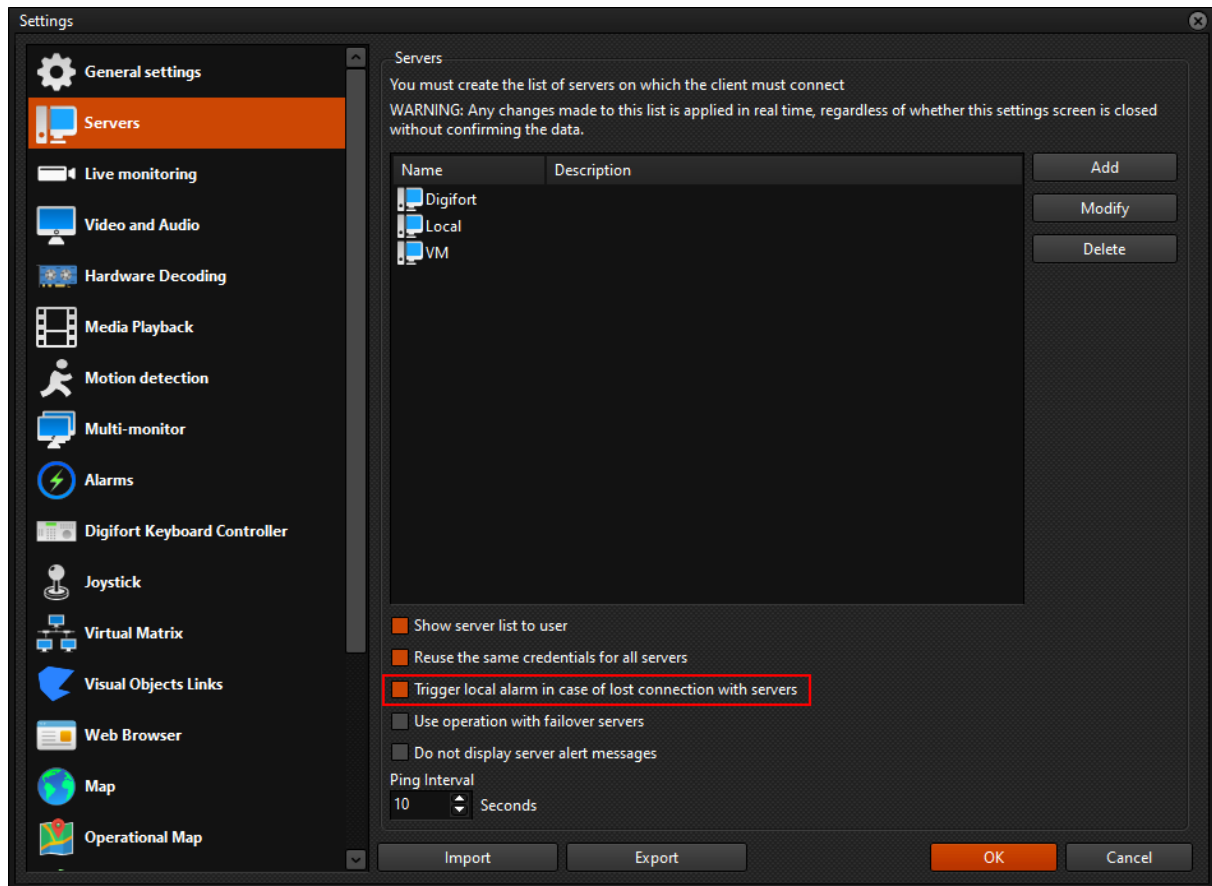
6.1.5.9 Local alert when connection to a server is lost

All editions

This new feature allows the user to configure a popup notifying when the notification with a server is lost, facilitating the management of installations with multiple servers.



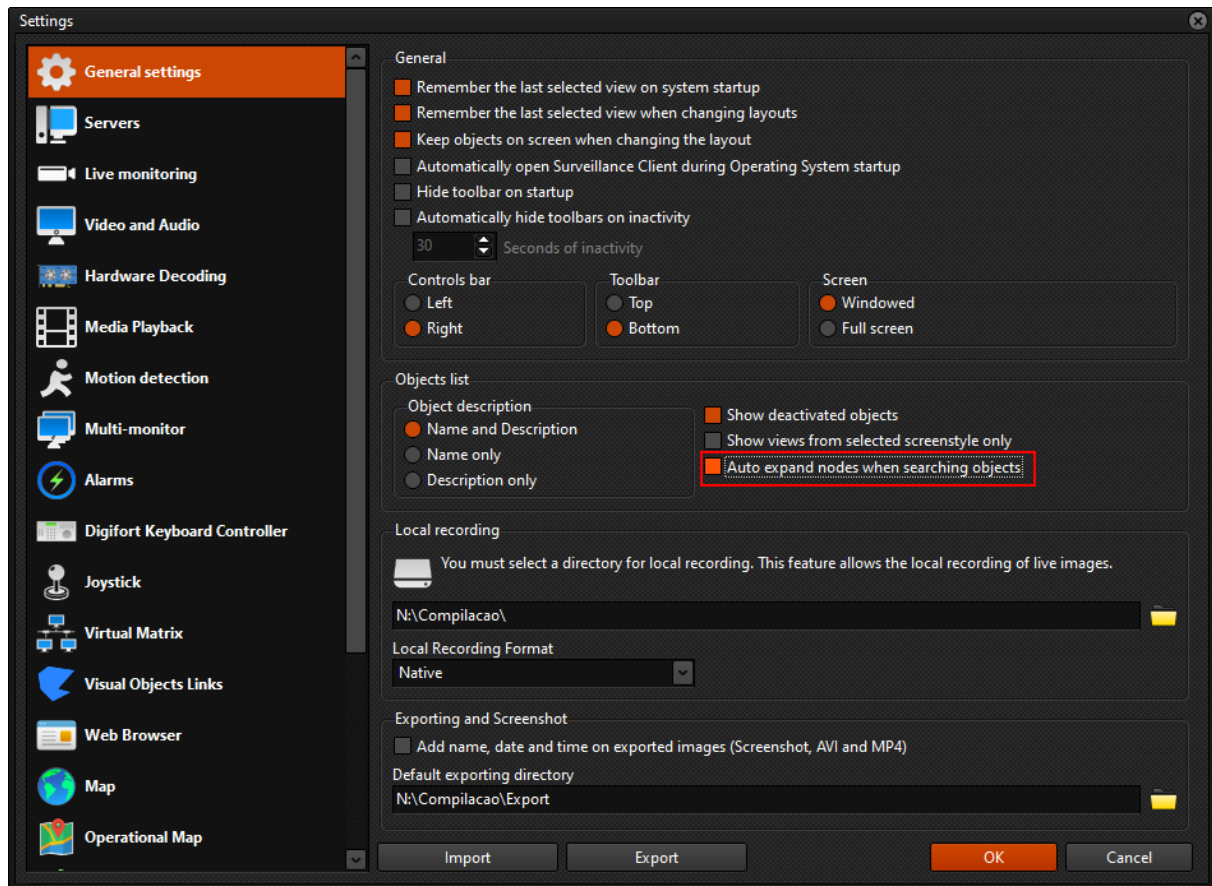
It is also possible to configure which surveillance clients will have this option enabled:



6.1.5.10 Option to automatically expand nodes in surveillance client object search

All editions

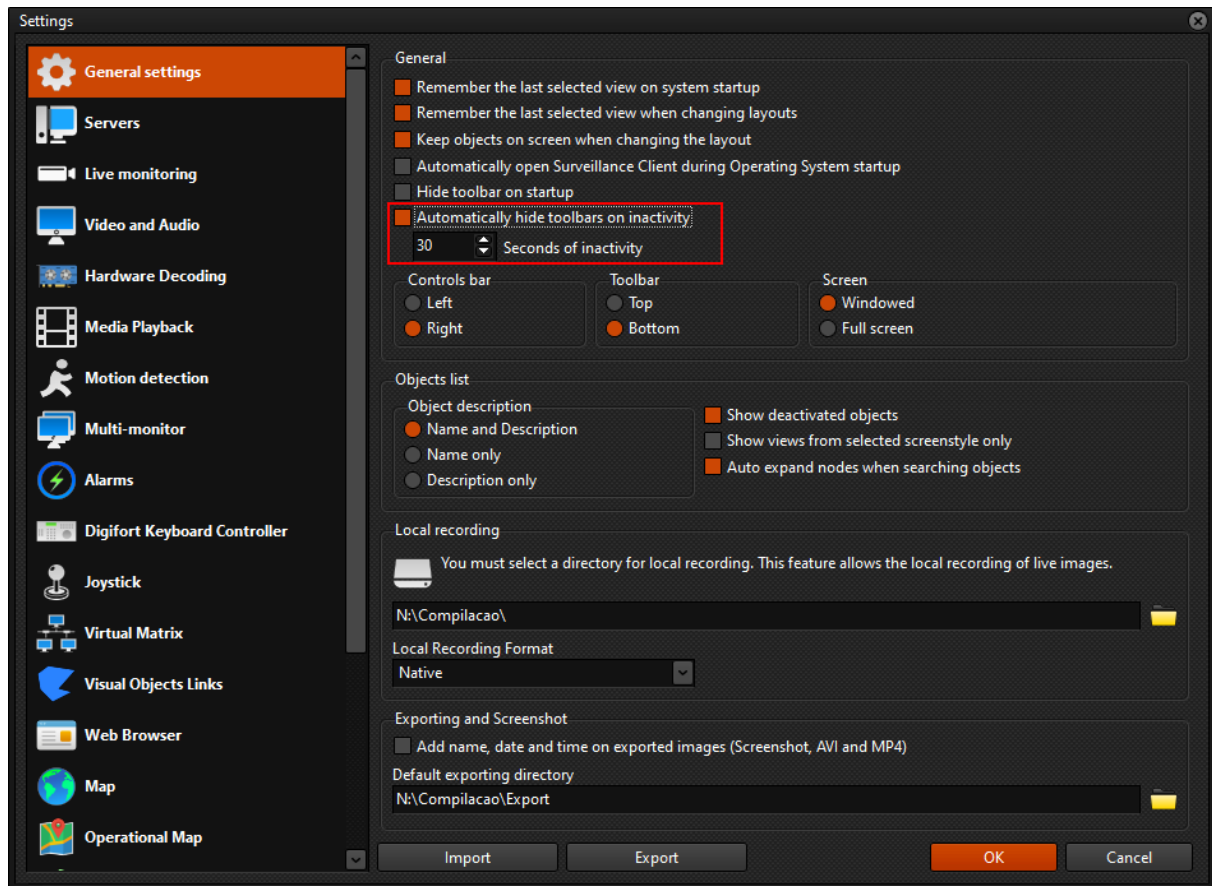
In previous versions, the system always performed the search within all nodes registered in the system. It will now be possible to disable this function so that the nodes are not automatically expanded:



6.1.5.11 Option to hide toolbars on inactivity

All editions

This new functionality brings the option to hide the surveillance client toolbars (Making the camera viewing pane full screen) in case of inactivity for a predetermined time. The option will be very useful for installations with videowalls and other low-interaction screens.



6.1.5.12 Option to select all cameras in video export and motion search

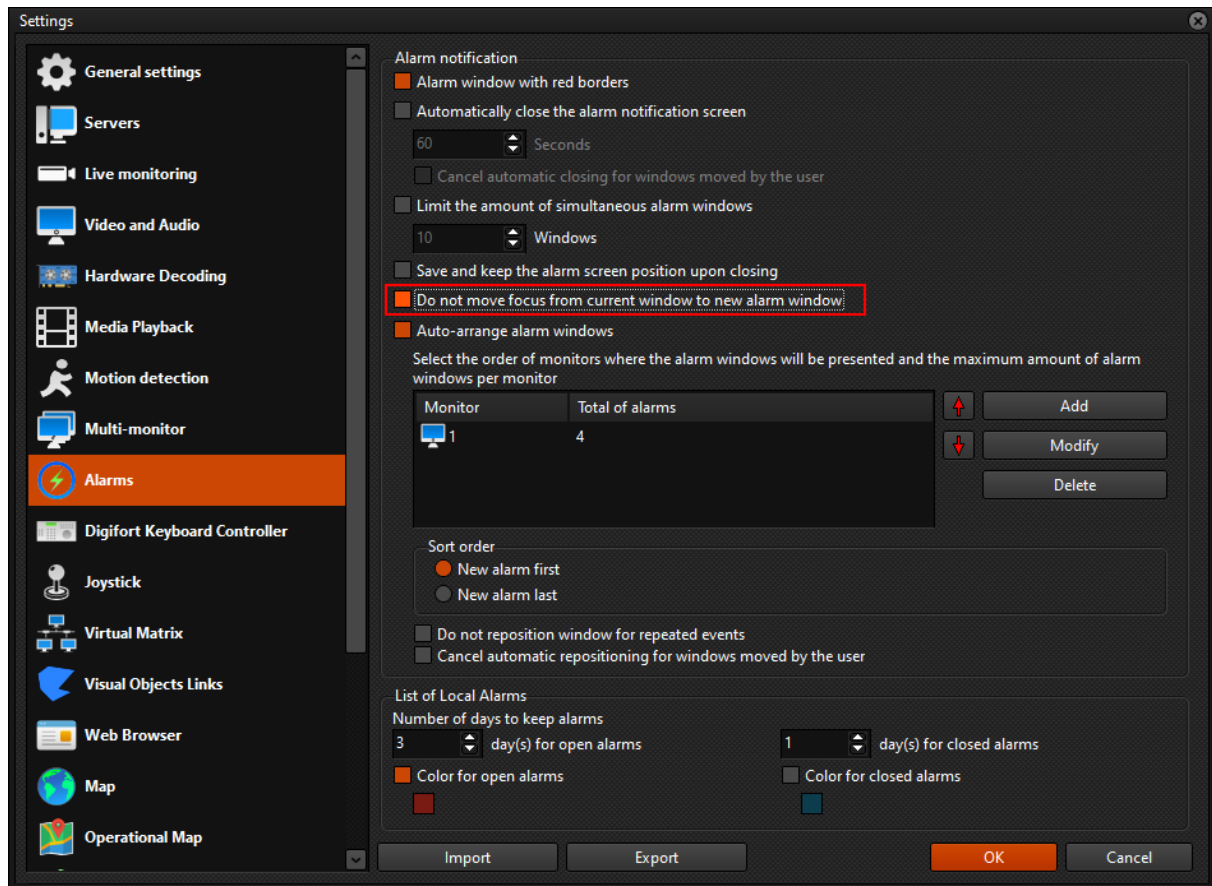
All editions

Player now has option to select all cameras in selection list for export and motion search.

6.1.5.13 Option to keep window focus on surveillance client

All editions

The system now allows the operator to control whether the window focus will be changed when a new alarm is triggered, being able to check this option so that the system does not take the focus away from any object search bar on a map, in the object list or other fields when an alarm is triggered.



6.1.5.14 Automatically load cameras in Surveillance Client script

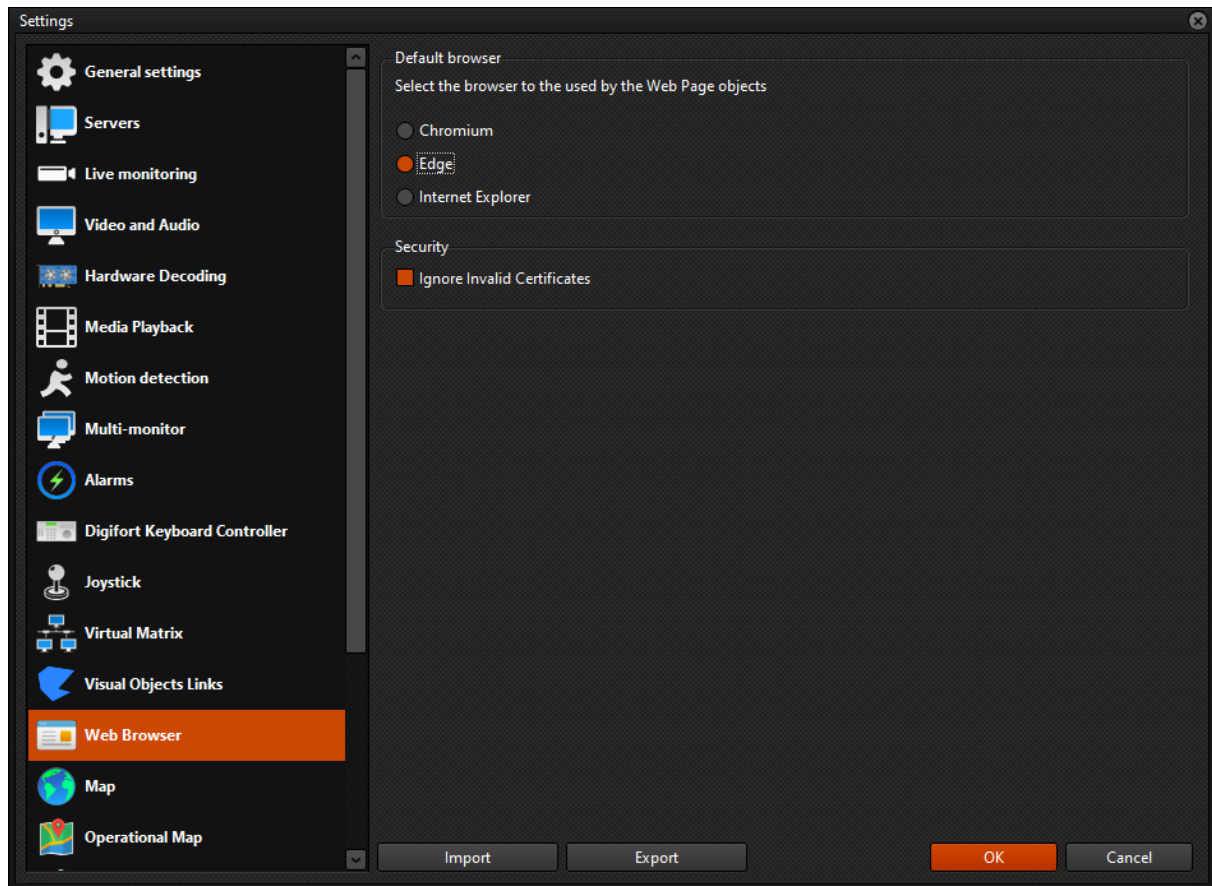
Enterprise

Added new function to automatically load cameras when the surveillance client is started via script. Consult our technical support (support@digifort.com) for more details on the surveillance client script.

6.1.5.15 Support for Chromium Edge in the Surveillance Client browser

Standard, Professional, Enterprise

The system now allows the use of Microsoft Edge to view web pages in the Surveillance Client:



6.1.5.16 Synchronization of events already acknowledged in the synoptic map

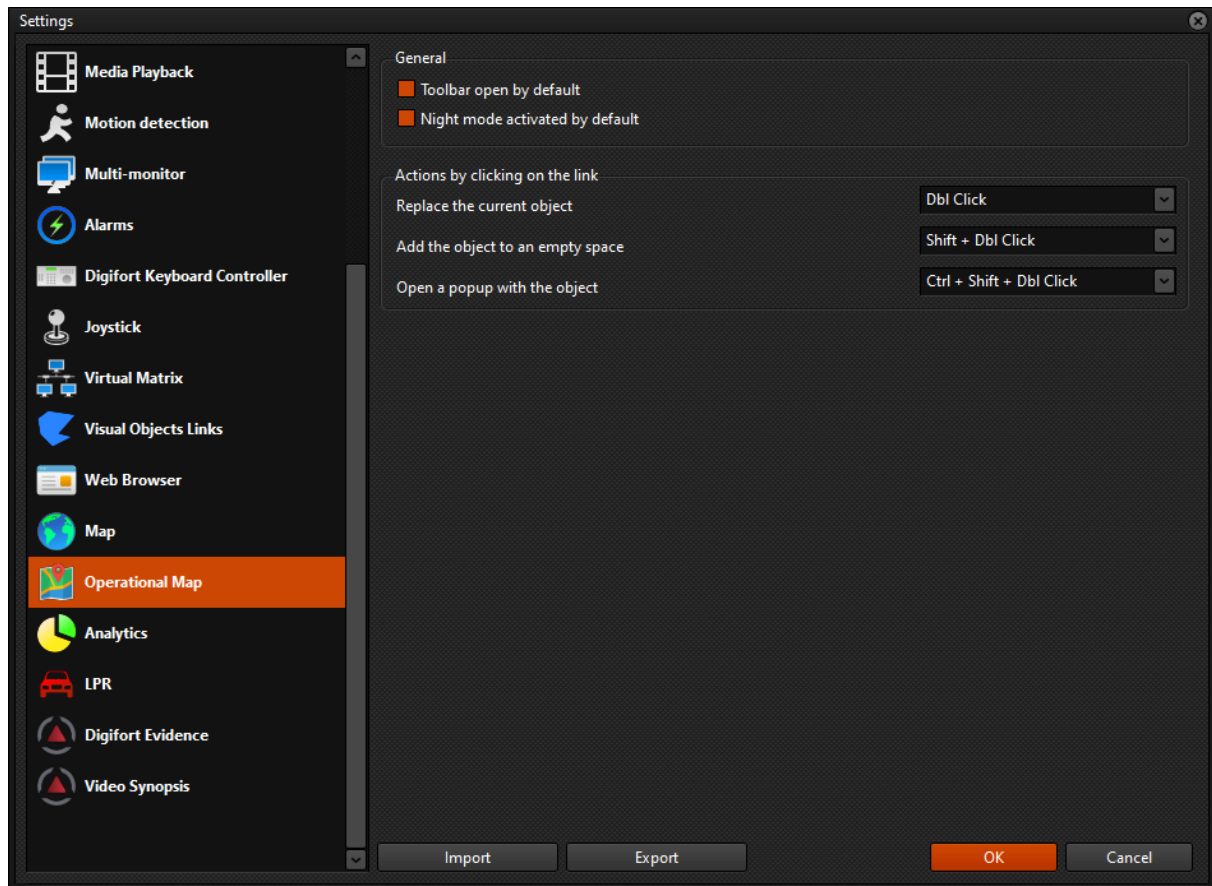
Standard, Professional, Enterprise

Synoptic maps will now reflect alerts that have already been acknowledged (closed) by the operator, ceasing the flashing of the alert on the map.

6.1.5.17 Default map configuration option

Professional, Enterprise

Now in the surveillance client it is possible to select some options for the default loading of maps, such as size adjustments, shortcuts, night mode, etc:



6.1.5.18 Persistent audio configuration in the surveillance client

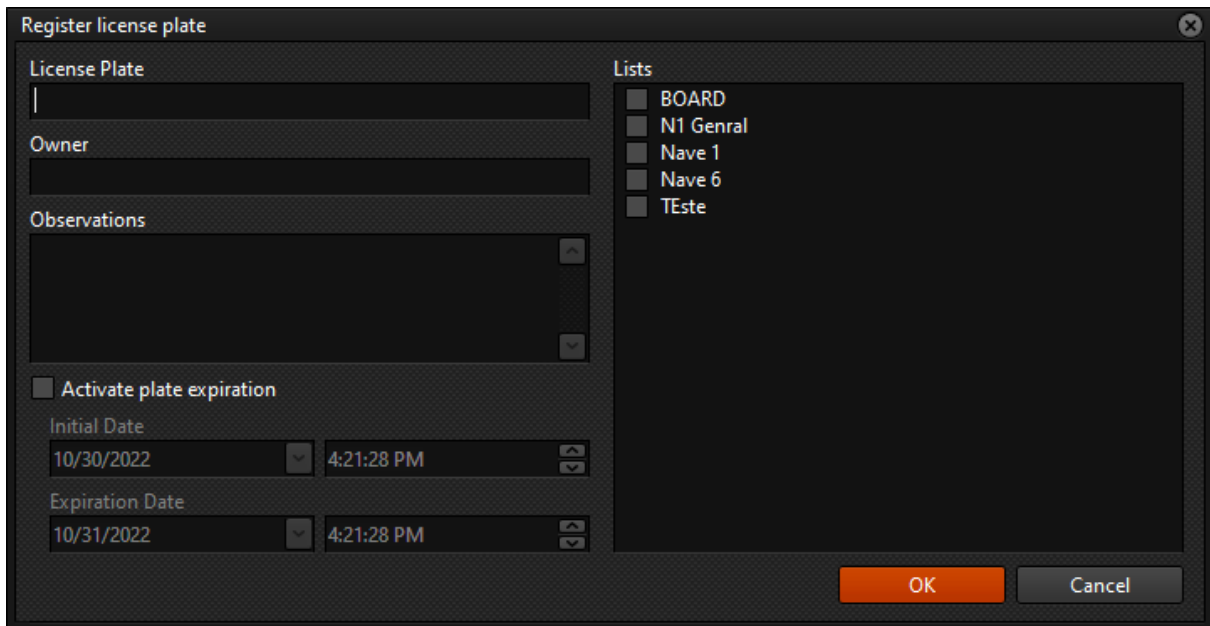
All editions

The audio options (auto-selection and hear only devices on screen) will now be persistent, remaining as configured by the operator when the surveillance client is closed and reopened.

6.1.5.19 Improved registration of plates in the surveillance client

Standard, Professional, Enterprise

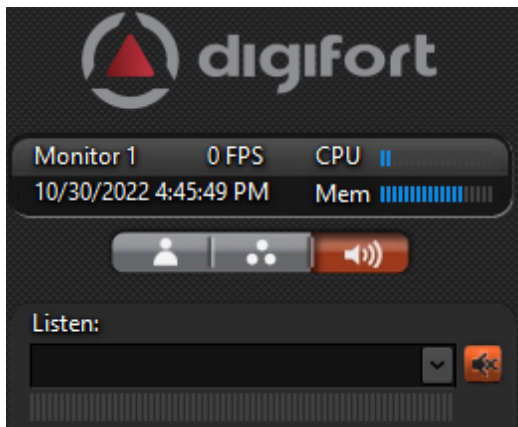
The registration of license plates via the surveillance client has been improved for greater ease of use:



6.1.5.20 Mute button pressed visual notification

All editions

The button to mute the surveillance client now turns red when activated, making it easier to see the action taken:



6.1.5.21 Improved analytics filters

Standard, Professional, Enterprise

The system will now display only the filters that have at least a record in the database, instead of displaying all possible filters, thus facilitating the visualization and operation of the system.

6.1.5.22 Reports

6.1.5.22.1 New reports design

All editions

The reports generated by the surveillance client have been updated to have a more modern and bold design.



ANALYTICS EVENTS LISTING

08/06/2022							
Start date	End date	Event	Object class	Zone	Camera	Rule	
08/06/2022 14:27:47	08/06/2022 14:27:47	Counting line - B	Unclassified	Line 0	RTSP DGF		
08/06/2022 14:27:55	08/06/2022 14:27:55	Counting line - B	Unclassified	Line 0	RTSP DGF		
08/06/2022 14:27:56	08/06/2022 14:27:56	Counting line - A	Unclassified	Line 1	RTSP DGF		
08/06/2022 15:49:43	08/06/2022 15:49:43	Direction	Person	Line 0	RTSP DGF		
08/06/2022 15:49:43	08/06/2022 15:49:43	Counting line - B	Unclassified	Line 0	RTSP DGF		
08/06/2022 15:49:43	08/06/2022 15:49:43	Counting line - B	Unclassified	Line 0	RTSP DGF		
08/06/2022 15:49:48	08/06/2022 15:49:48	Counting line - A	Unclassified	Line 1	RTSP DGF		
08/06/2022 15:52:07	08/06/2022 15:52:07	Direction	Person	Line 0	RTSP DGF		
08/06/2022 15:52:59	08/06/2022 15:53:02	Presence	Person	Zone 2	RTSP DGF		
08/06/2022 15:52:59	08/06/2022 15:53:02	Loitering	Person	Zone 2	RTSP DGF		
08/06/2022 15:53:04	08/06/2022 15:53:14	Presence	Person	Zone 2	RTSP DGF		
08/06/2022 15:53:04	08/06/2022 15:53:14	Loitering	Person	Zone 2	RTSP DGF		
08/06/2022 15:53:05	08/06/2022 15:53:05	Direction	Person	Line 0	RTSP DGF		
08/06/2022 15:53:06	08/06/2022 15:53:06	Counting line - B	Unclassified	Line 0	RTSP DGF		
08/06/2022 15:53:09	08/06/2022 15:53:09	Counting line - A	Unclassified	Line 1	RTSP DGF		
08/06/2022 15:54:00	08/06/2022 15:54:12	Presence	Person	Zone 2	RTSP DGF		
08/06/2022 15:54:00	08/06/2022 15:54:12	Loitering	Person	Zone 2	RTSP DGF		
08/06/2022 15:54:05	08/06/2022 15:54:05	Direction	Person	Line 0	RTSP DGF		
08/06/2022 15:54:05	08/06/2022 15:54:05	Counting line - B	Unclassified	Line 0	RTSP DGF		
08/06/2022 15:54:05	08/06/2022 15:54:05	Counting line - B	Unclassified	Line 0	RTSP DGF		
08/06/2022 15:54:09	08/06/2022 15:54:09	Counting line - A	Unclassified	Line 1	RTSP DGF		
08/06/2022 15:55:24	08/06/2022 15:55:31	Presence	Person	Zone 2	RTSP DGF		
08/06/2022 15:55:24	08/06/2022 15:55:31	Loitering	Person	Zone 2	RTSP DGF		

Digifort - IP Surveillance System

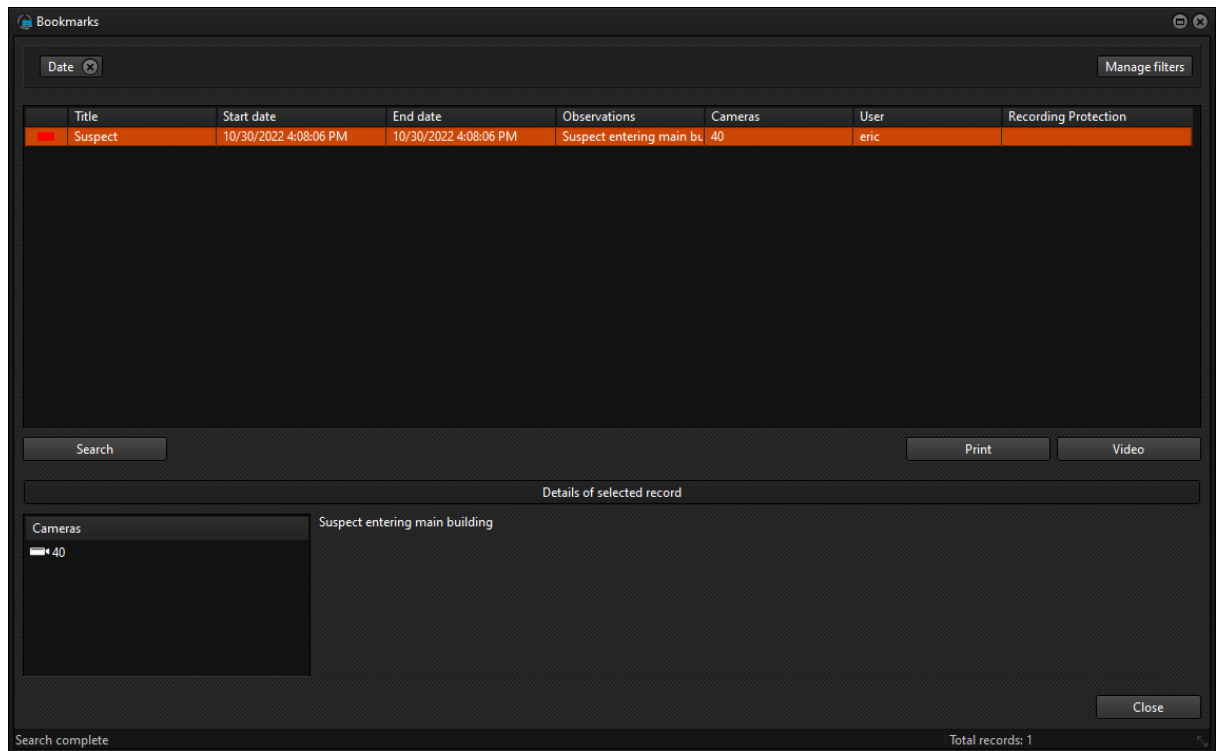
08/06/2022 17:26:21

Page 1 / 3

6.1.5.22.2 Detailed bookmark search

Professional, Enterprise

With this improvement, the system will now bring even more versatility when it comes to reviewing events, providing bookmark details directly on the search screen:



6.1.5.22.3 Device name and address in the communication failure report

Standard, Professional, Enterprise

Added fields with the name and address (if the user has the rights to view this information) of the devices in question for the communication failure report:

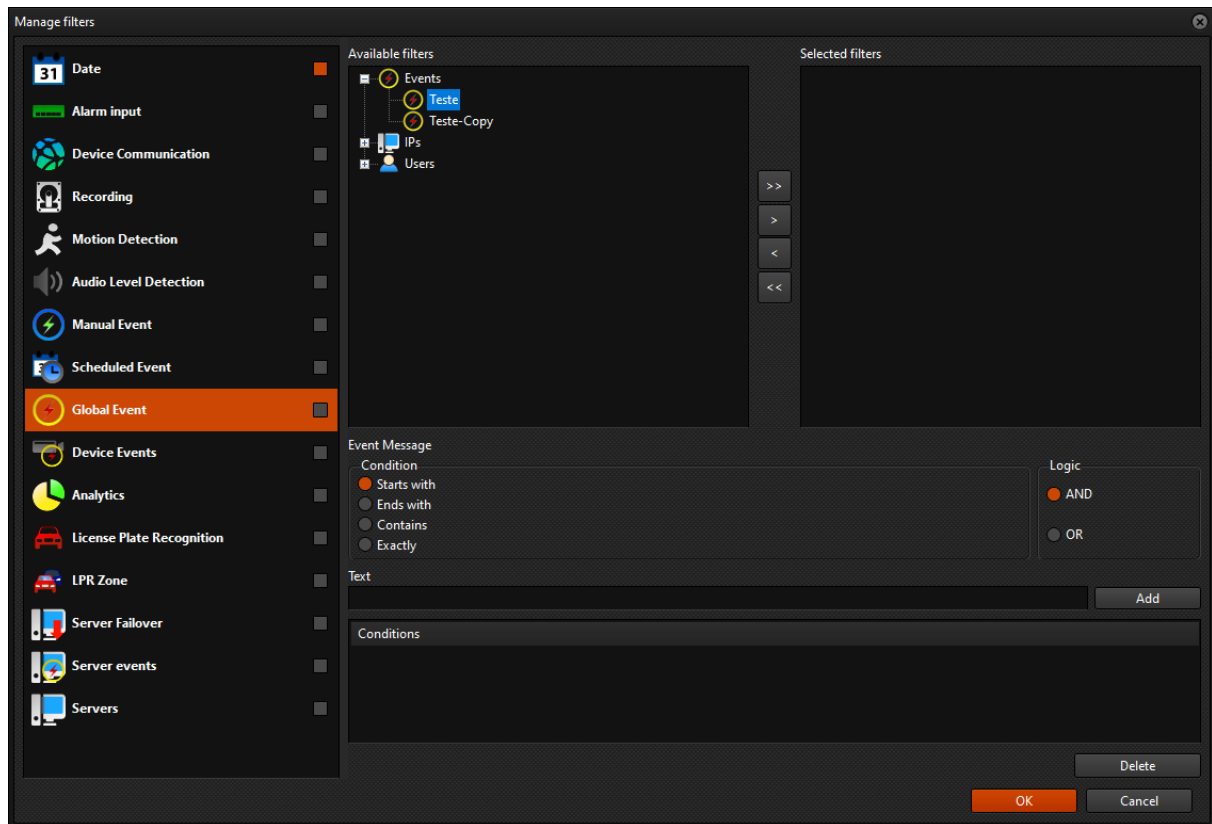


DEVICE COMMUNICATION FAILURE		
Device: 10	- 10.1.39.228	
Failure date	Restored	Failure time
28/04/2022 14:19:13	28/04/2022 14:22:01	00:02:48
Total failure time: 00:02:48		

6.1.5.22.4 Searching global events by text

Standard, Professional, Enterprise

This new functionality will bring the possibility to search in reports looking directly for the text that was sent to the operator:



6.1.5.22.5 Add Camera Bookmark to LPR or Analytics Objects

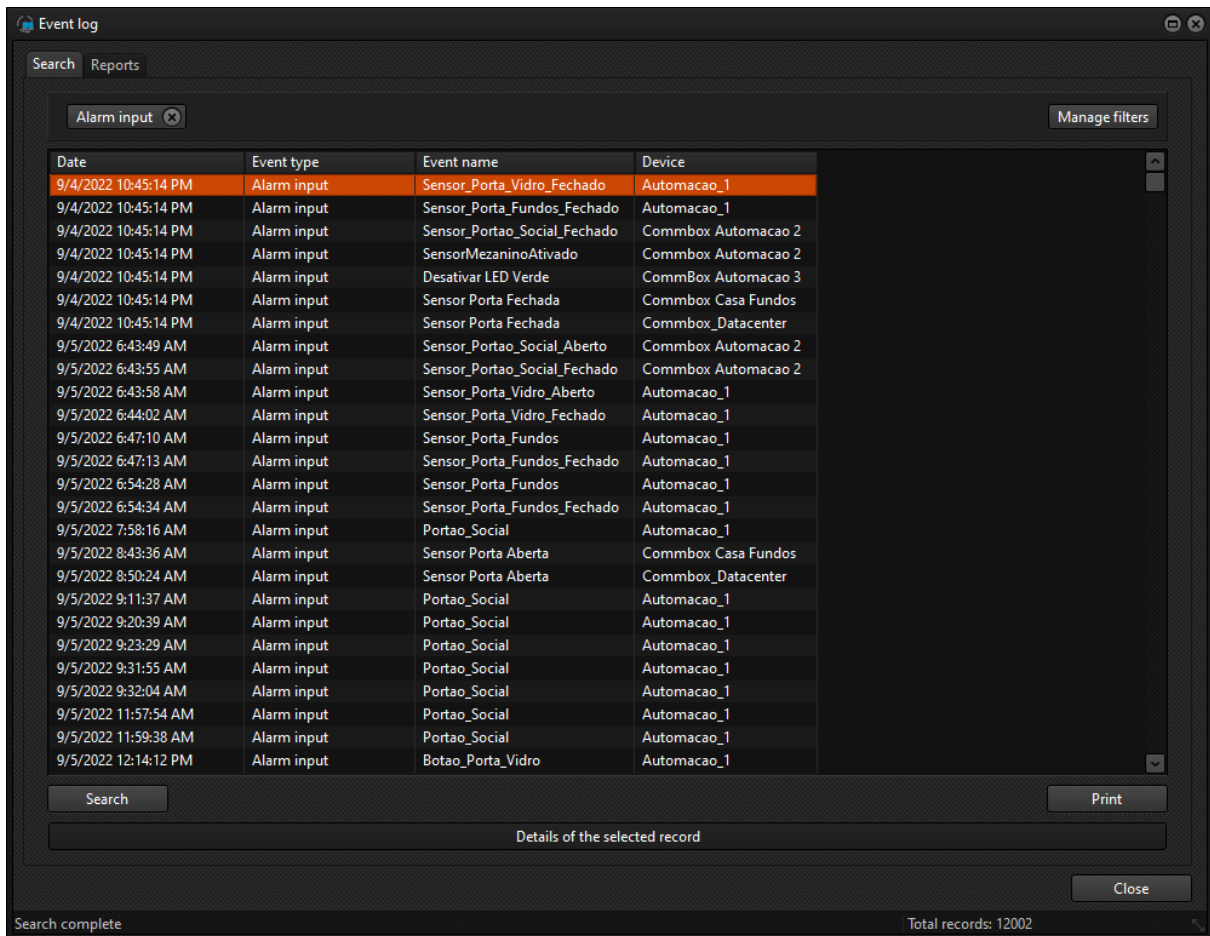
Professional, Enterprise

With this new feature it will be even easier for operators to create bookmarks, since now cameras that are on screen as part of an LPR or Analytics object will also be automatically included in the camera selection for the bookmark.

6.1.5.22.6 Show name of I/O events in surveillance client reports

Standard, Professional, Enterprise

Now the system will display, in addition to the name of the I/O device, the name of the I/O events in the reports made by the surveillance client, bringing even more information and ease when managing the server.



Event log

Search Reports

Alarm input Manage filters

Date	Event type	Event name	Device
9/4/2022 10:45:14 PM	Alarm input	Sensor_Porta_Vidro_Fechado	Automacao_1
9/4/2022 10:45:14 PM	Alarm input	Sensor_Porta_Fundos_Fechado	Automacao_1
9/4/2022 10:45:14 PM	Alarm input	Sensor_Portao_Social_Fechado	Commbox Automacao 2
9/4/2022 10:45:14 PM	Alarm input	SensorMezaninoAtivado	Commbox Automacao 2
9/4/2022 10:45:14 PM	Alarm input	Desativar LED Verde	CommBox Automacao 3
9/4/2022 10:45:14 PM	Alarm input	Sensor Porta Fechada	Commbox Casa Fundos
9/4/2022 10:45:14 PM	Alarm input	Sensor Porta Fechada	Commbox_Datacenter
9/5/2022 6:43:49 AM	Alarm input	Sensor_Portao_Social_Aberto	Commbox Automacao 2
9/5/2022 6:43:55 AM	Alarm input	Sensor_Portao_Social_Fechado	Commbox Automacao 2
9/5/2022 6:43:58 AM	Alarm input	Sensor_Porta_Vidro_Aberto	Automacao_1
9/5/2022 6:44:02 AM	Alarm input	Sensor_Porta_Vidro_Fechado	Automacao_1
9/5/2022 6:47:10 AM	Alarm input	Sensor_Porta_Fundos	Automacao_1
9/5/2022 6:47:13 AM	Alarm input	Sensor_Porta_Fundos_Fechado	Automacao_1
9/5/2022 6:54:28 AM	Alarm input	Sensor_Porta_Fundos	Automacao_1
9/5/2022 6:54:34 AM	Alarm input	Sensor_Porta_Fundos_Fechado	Automacao_1
9/5/2022 7:58:16 AM	Alarm input	Portao_Social	Automacao_1
9/5/2022 8:43:36 AM	Alarm input	Sensor Porta Aberta	Commbox Casa Fundos
9/5/2022 8:50:24 AM	Alarm input	Sensor Porta Aberta	Commbox_Datacenter
9/5/2022 9:11:37 AM	Alarm input	Portao_Social	Automacao_1
9/5/2022 9:20:39 AM	Alarm input	Portao_Social	Automacao_1
9/5/2022 9:23:29 AM	Alarm input	Portao_Social	Automacao_1
9/5/2022 9:31:55 AM	Alarm input	Portao_Social	Automacao_1
9/5/2022 9:32:04 AM	Alarm input	Portao_Social	Automacao_1
9/5/2022 11:57:54 AM	Alarm input	Portao_Social	Automacao_1
9/5/2022 11:59:38 AM	Alarm input	Portao_Social	Automacao_1
9/5/2022 12:14:12 PM	Alarm input	Botao_Porta_Vidro	Automacao_1

Search Print

Details of the selected record

Close

Search complete Total records: 12002

6.1.5.22.7 Display device type in communication failure report

All editions

The system will now display the device type (camera, LPR, analytics, IO device, etc) in the communication failure report generated by the operator in the surveillance client.

6.1.5.22.8 View snapshot in analytics reports

Standard, Professional, Enterprise

The system will now display a snapshot in analytics reports:

Analytics


Date [dropdown] Manage filters

Search Graphics Report

Start date	End date	Event	Object class	Zone	Camera	Rule
10/30/2022 12:32:45 PM	10/30/2022 12:32:46 PM	Presence	Unclassified	Zone 3	Las Vegas - Loop	
10/30/2022 12:32:45 PM	10/30/2022 12:32:45 PM	Counting line - B	Unclassified	Line 2	Las Vegas - Loop	
10/30/2022 12:32:46 PM	10/30/2022 12:32:46 PM	Counting line - B	Unclassified	Line 2	Las Vegas - Loop	
10/30/2022 12:32:46 PM	10/30/2022 12:32:46 PM	Counting line - B	Unclassified	Line 2	Las Vegas - Loop	
10/30/2022 12:32:46 PM	10/30/2022 12:32:46 PM	Counting line - B	Unclassified	Line 1	Las Vegas - Loop	
10/30/2022 12:32:47 PM	10/30/2022 12:32:47 PM	Counting line - B	Unclassified	Line 1	Las Vegas - Loop	
10/30/2022 12:32:53 PM	10/30/2022 12:33:30 PM	Presence	Group of people	Zone 3	Las Vegas - Loop	
10/30/2022 12:32:54 PM	10/30/2022 12:32:59 PM	Presence	Unclassified	Zone 3	Las Vegas - Loop	
10/30/2022 12:32:56 PM	10/30/2022 12:32:56 PM	Counting line - A	Unclassified	Line 2	Las Vegas - Loop	
10/30/2022 12:33:00 PM	10/30/2022 12:33:16 PM	Presence	Person	Zone 3	Las Vegas - Loop	
10/30/2022 12:33:00 PM	10/30/2022 12:33:01 PM	Presence	Unclassified	Zone 3	Las Vegas - Loop	

Search Print Video

Details of the selected record



Close

Search complete Total records: 156

ANALYTICS EVENTS LISTING

Start date	End date	Event	Object class	Zone	Camera	Rule	Snapshot
10/30/2022 12:33:00 PM	10/30/2022 12:33:01 PM	Presence	Unclassified	Zone 3	Las Vegas - Loop		
10/30/2022 12:33:00 PM	10/30/2022 12:33:16 PM	Presence	Person	Zone 3	Las Vegas - Loop		
10/30/2022 12:33:05 PM	10/30/2022 12:33:07 PM	Presence	Unclassified	Zone 3	Las Vegas - Loop		

Authentication code

 E865-58DF-30C2-2012-44C4-BAE5-8D5A-2F40

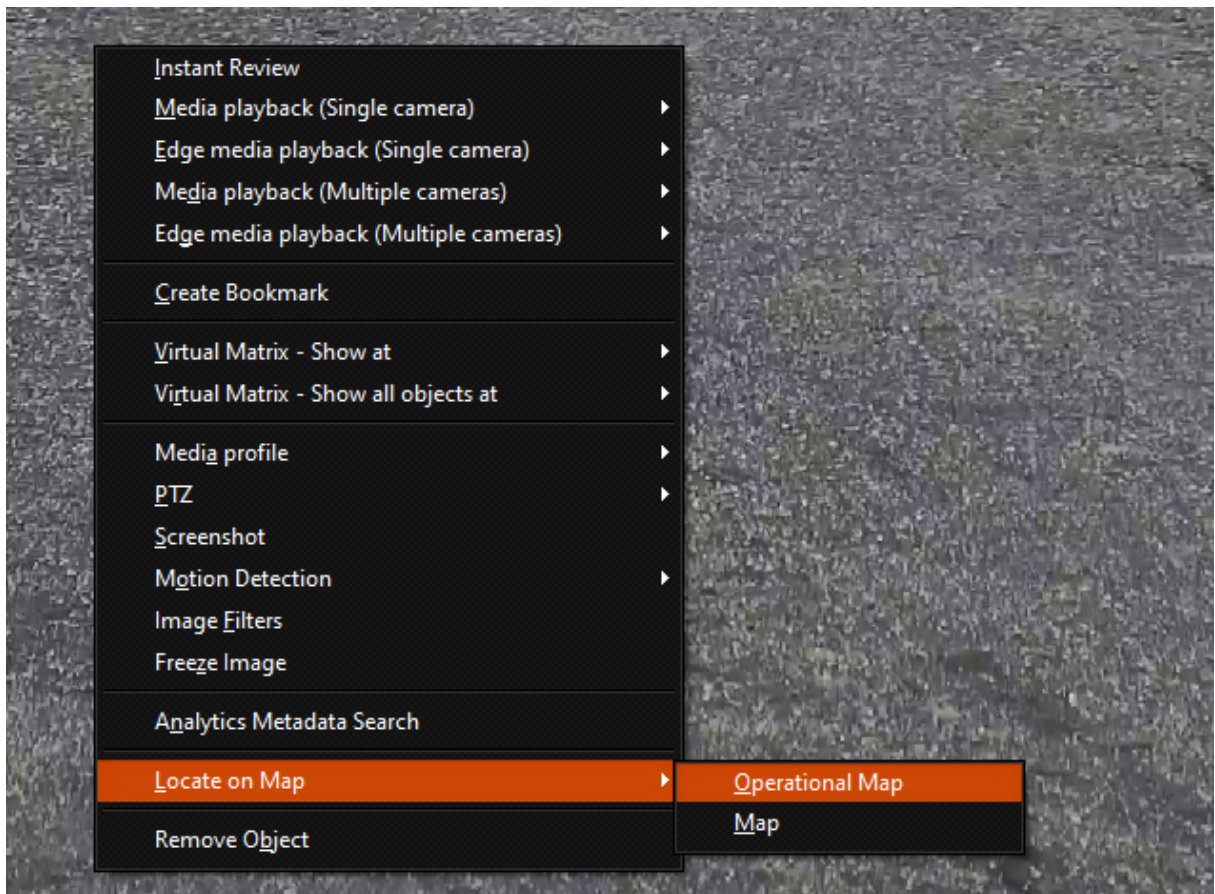
Digifort - IP Surveillance System
 10/30/2022 5:44:00 PM
 Page 4 / 67

6.1.5.23 Maps

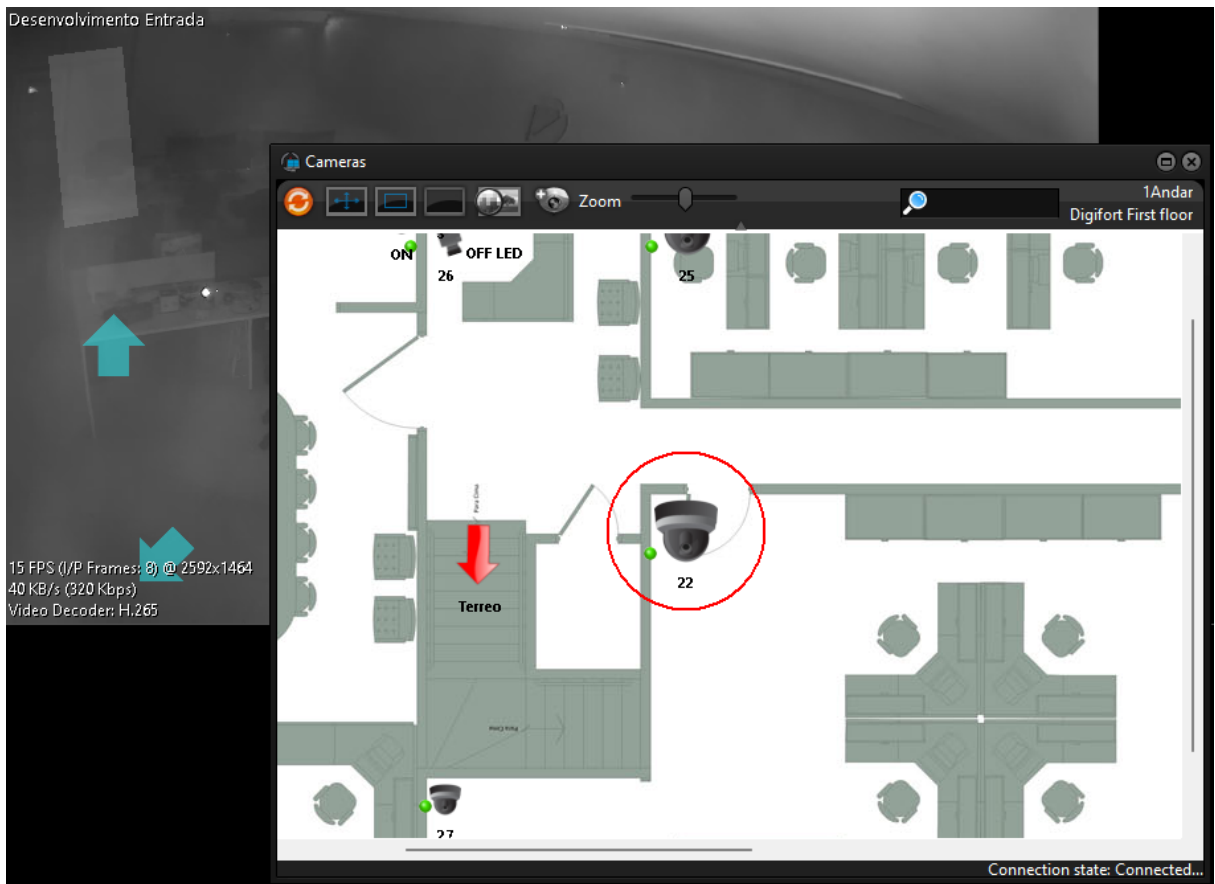
6.1.5.23.1 Locate objects on map

Standard, Professional, Enterprise

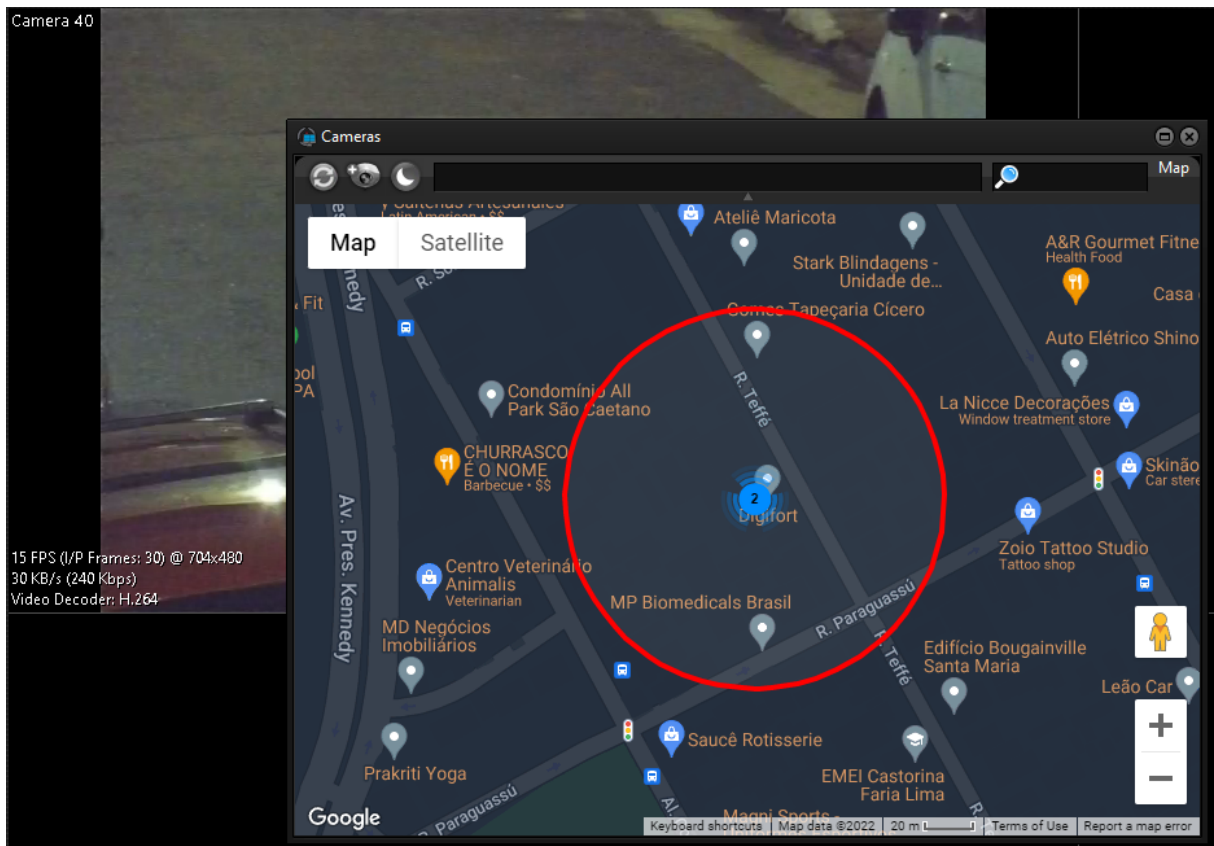
With this new feature, it will be even easier and more dynamic to work with maps in the Digifort system. The operator can now select any camera that is on screen and use the "locate on map" function, causing the system to open maps that have this object and it will already be displayed prominently, facilitating the location of alarmed objects on maps with large density of objects:



Working with both synoptic maps:



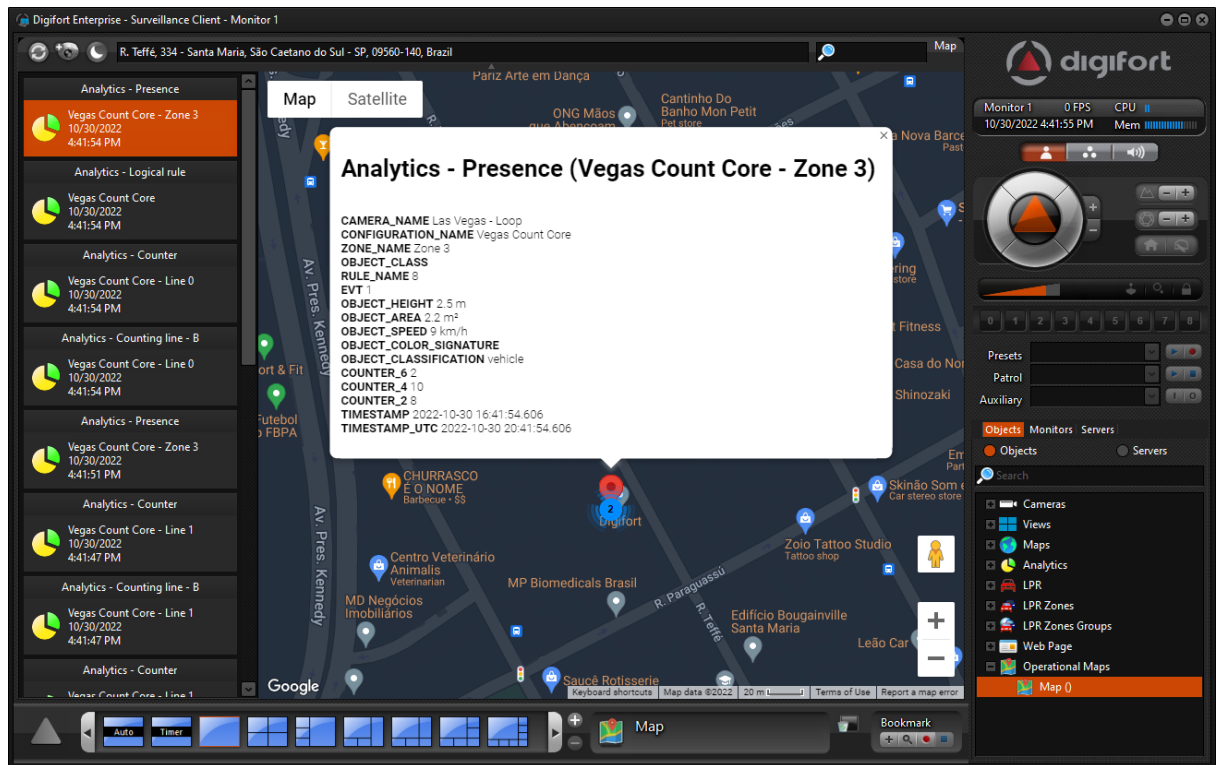
As operational maps:



6.1.5.23.2 Address bar for operational maps

Professional, Enterprise

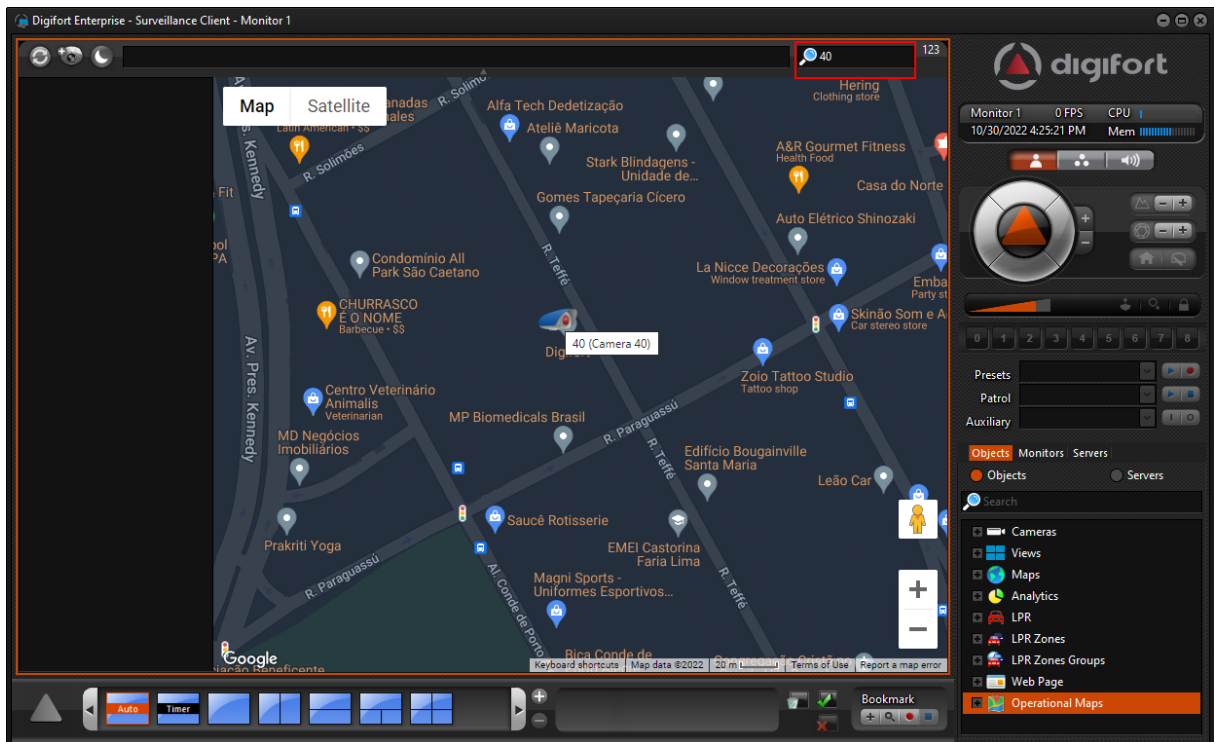
It is now possible to browse the operational map in the monitoring client using the address bar available at the top of the map on the operator screen, making it even easier to view events:



6.1.5.23.3 Object filter for operational maps

Professional, Enterprise

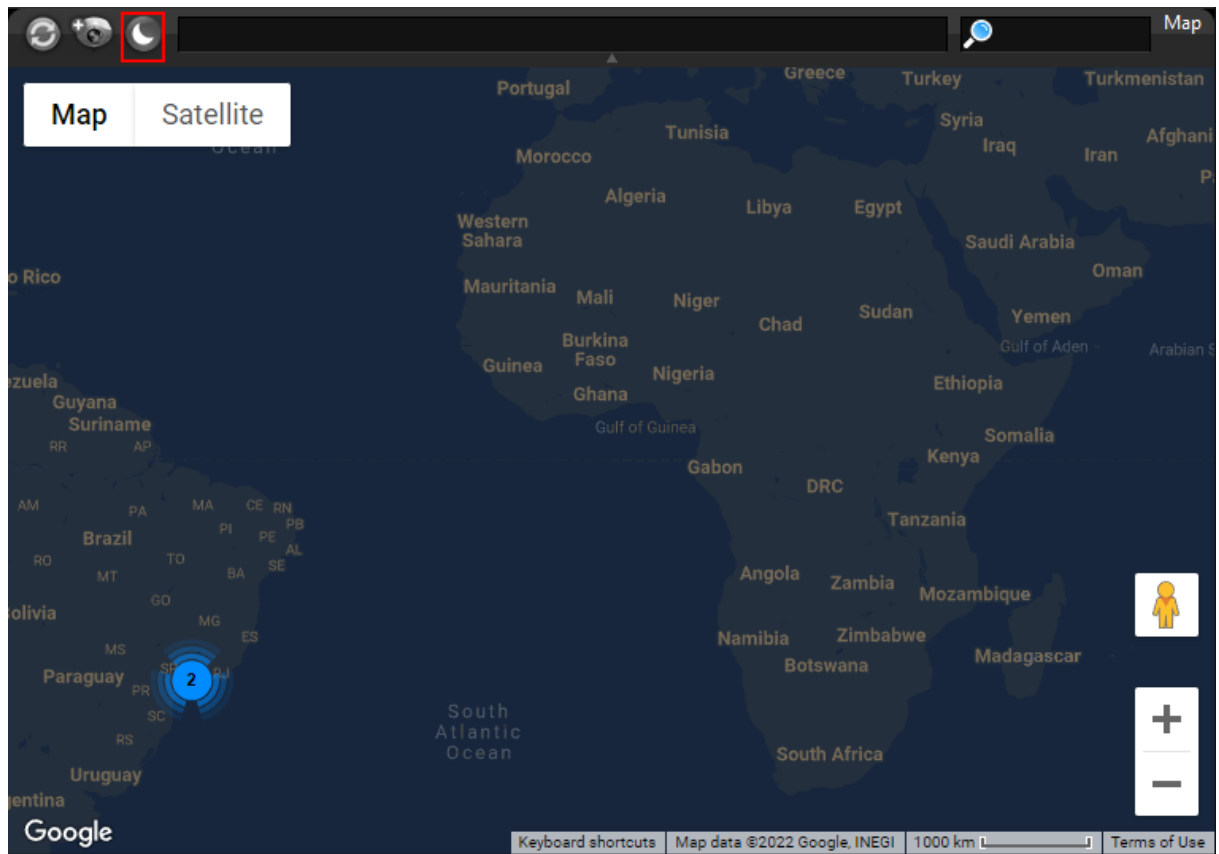
With this new field, the operator will be able to filter which objects will be displayed on the map, working in a similar way to the surveillance client's search for objects, being available in the upper right corner of the map:



6.1.5.23.4 Night mode for operational maps

Professional, Enterprise

The operational map now has the option of night mode, making viewing more pleasant in dark environments.

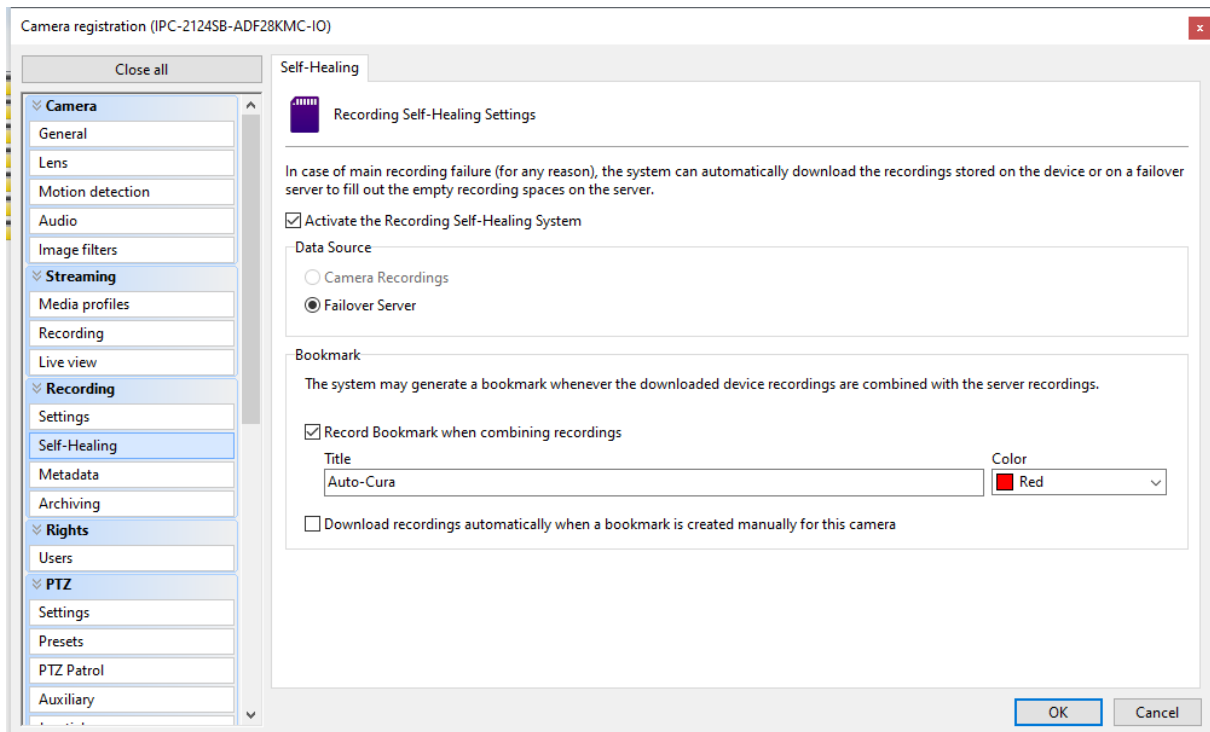


6.1.6 Failover

6.1.6.1 Failover self-healing system

Enterprise

The self-healing system present in the system has been expanded so that it also receives recordings from a Digifort Failover server as a data source, thus allowing the system to download and merge recordings from a failover server to the main server automatically, simply selecting the data source to be used in each camera:



With this new functionality, the reproduction of images from the moment the main server crashes will be even easier and more accessible for all operators.

6.1.6.2 Automatic synchronization of failover objects

Enterprise

This new feature will make managing high availability environments even easier. Enabling the option will make the objects selected for activation/deactivation in the failover/failback process reflect any changes made to the main server. That is, if a camera registered on the main server undergoes a change of description, address, etc, it will not be necessary to make the change also on the failover server as the system will automatically reflect the change.:

Failover server monitor

Monitor

Failover server monitor

Name

Description

Server address Port

"ADMIN" user password

Latitude Longitude

Configure the actions to be executed when the monitored server stops working or returns to normal operation

Failover actions Failback actions

Automatically synchronize selected objects for activation

Activate

OK Cancel

6.1.7 Cybersecurity


6.1.7.1 Option to force user to change password on first login

All editions

This new option makes the system even more secure, forcing the user to create (or change) the password on the first login:

User registration ✕

Ownership identification	Memo	Groups view	Rights View
Account	Biopass	Rights	Client
			Policies

 User account

User Password Confirm

User Description

Block account after login attempts with wrong password

Login attempts:

User Type

Digifort user

Active Directory user

User Account Options:

Account blocked

User can't change the password

Force the user to change the password in the next login

Account Expiration

Never

Expires in:

Authentication

Method

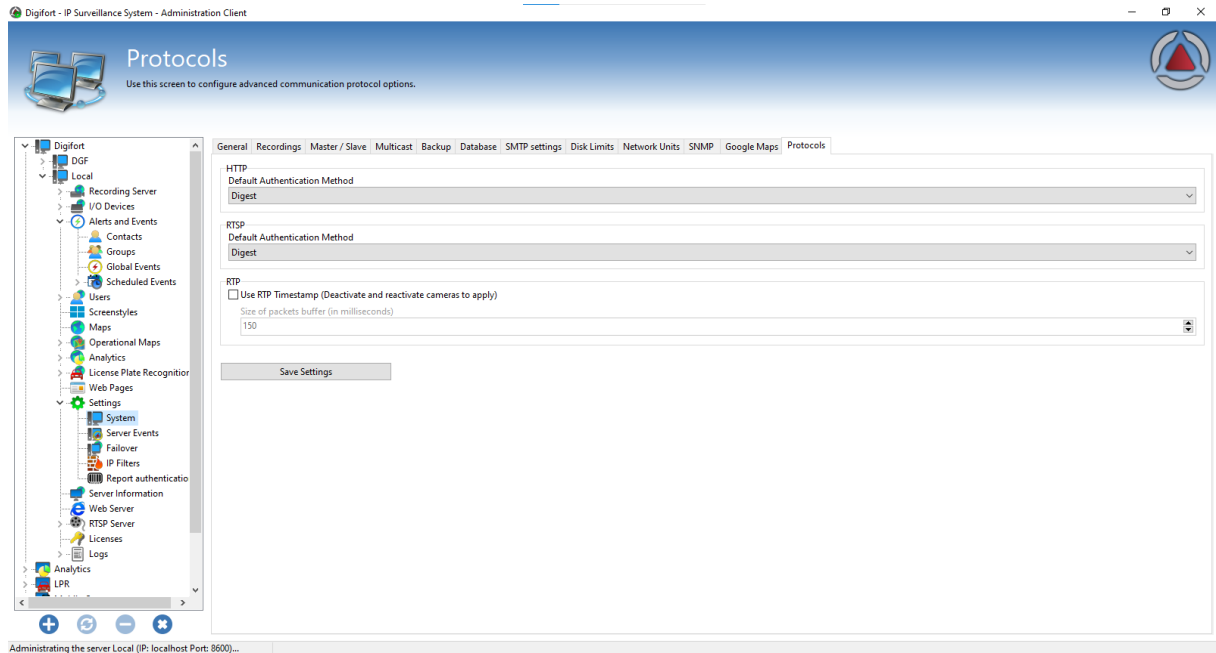
OTP (One-Time Password)

6.1.7.2 Advanced HTTP/RTSP/RTP protocol options

All editions

By default the system always tries the authentication first using the basic method, and if this authentication doesn't work the system automatically tries the Digest method. With this configuration it is possible to force the system to send the Digest method first, and only in case it fails to try with the

Basic method. This will bring even more security to critical systems. In addition to that, it is also possible to configure the system so that the RTP timestamp is used instead of the operating system timestamp..



6.1.7.3 Email with TLS 1.2

All editions

The feature to send emails through the system now supports TLS 1.2 (in addition to TLS 1.0 and TLS 1.1).

6.1.7.4 Software signature (Codesign)

All editions

Now the installation of Digifort is already signed so that it is compatible with information security standards, ensuring even more security in the system's installations.

6.1.8 General improvements and features

6.1.8.1 Expanding the number of channels for Standard and Professional editions

Standard, Professional

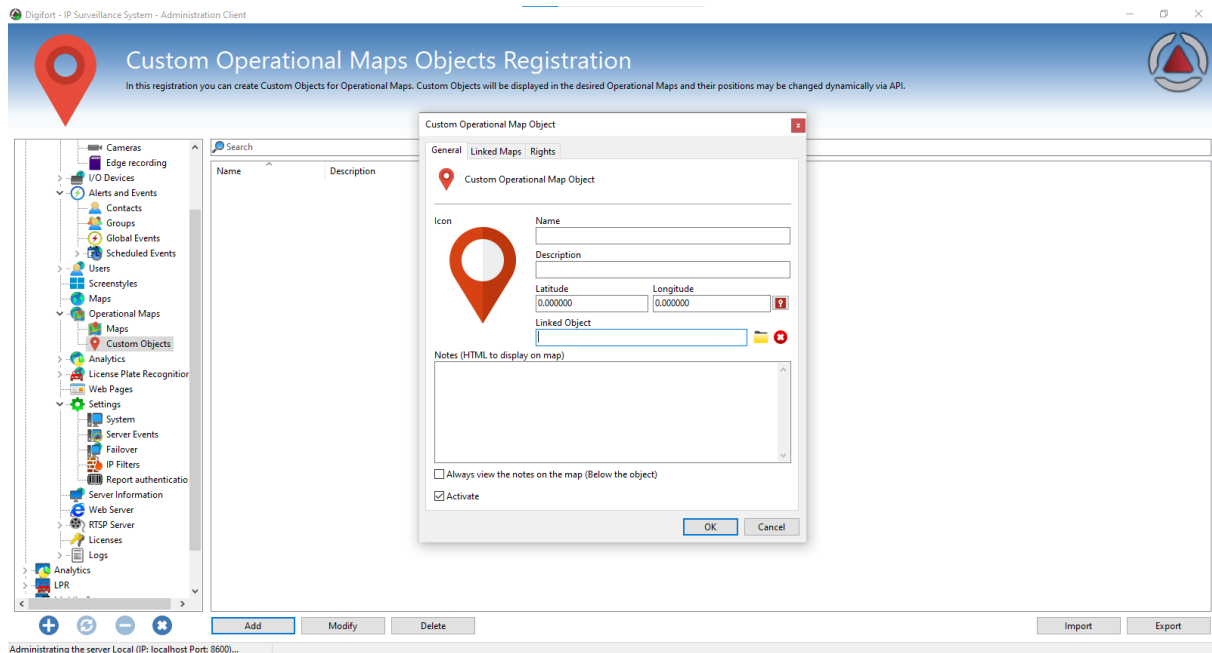
The system now allows the registration of up to 64 channels in the Standard edition and 128 channels in the Professional edition, a 100% increase in the number of available channels compared to previous versions, without any update cost for customers who already have the version 7.X. With this change, the system becomes even more accessible and comprehensive, remaining consistent with the infrastructure advances in the area.

6.1.8.2 Custom objects for operational maps

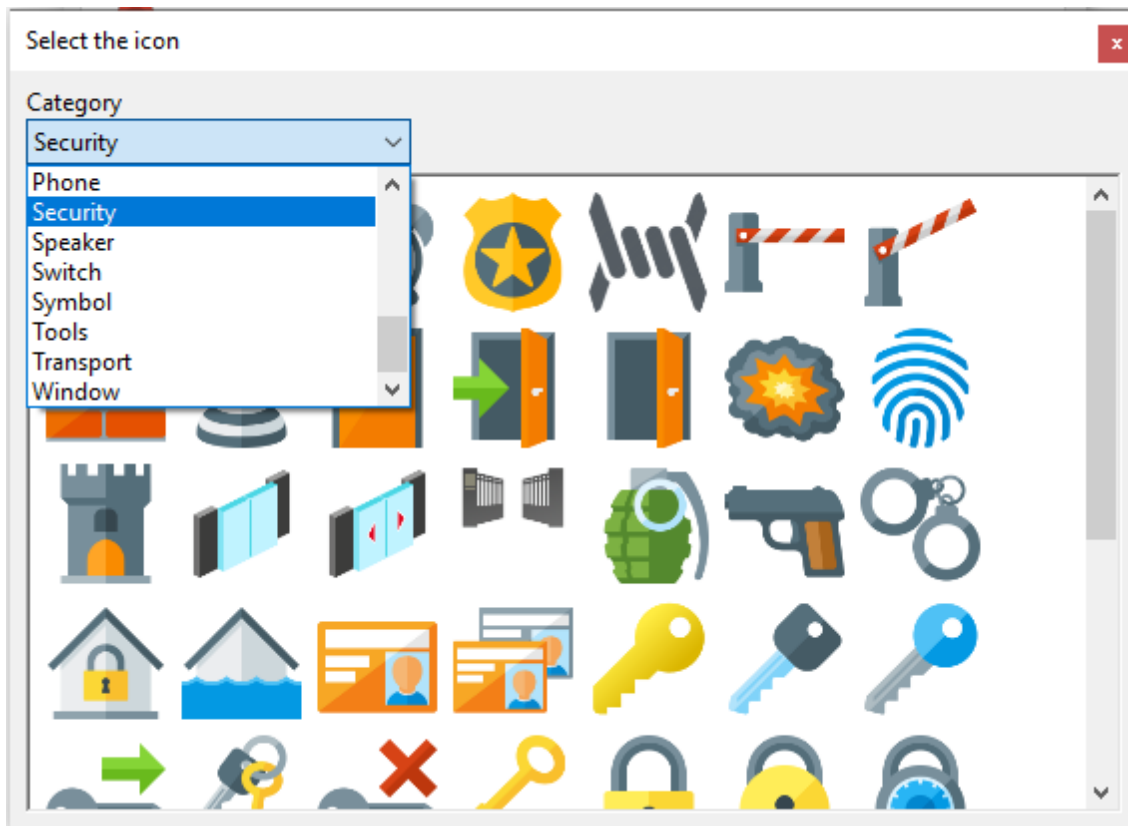
Professional, Enterprise

With this new feature, it is now possible to create customized objects for operational maps, making it easier for the operator to visualize the type of object, being able to differentiate between different types of vehicles, cameras, locations, or any other type of object displayed by the system. The position of these objects on the map can also be dynamically updated through the server API, allowing advanced integration with external systems to display the live position of different types of objects on operational maps.

The configuration is extremely simple, just add the objects to be customized directly in the administration client:




To select the icon, just click on the icon image and select the icon from the vast library provided by the system:



Once the icon is selected, the system will update the previous screen according to the selection. On this same screen it is possible to select which object will be changed, add HTML notes that will be displayed on the map:

Custom Operational Map Object

General Linked Maps Rights


 Custom Operational Map Object



Icon 

Name
Test

Description
Test

Latitude
0.000000

Longitude
0.000000 

Linked Object
[Map] Test  

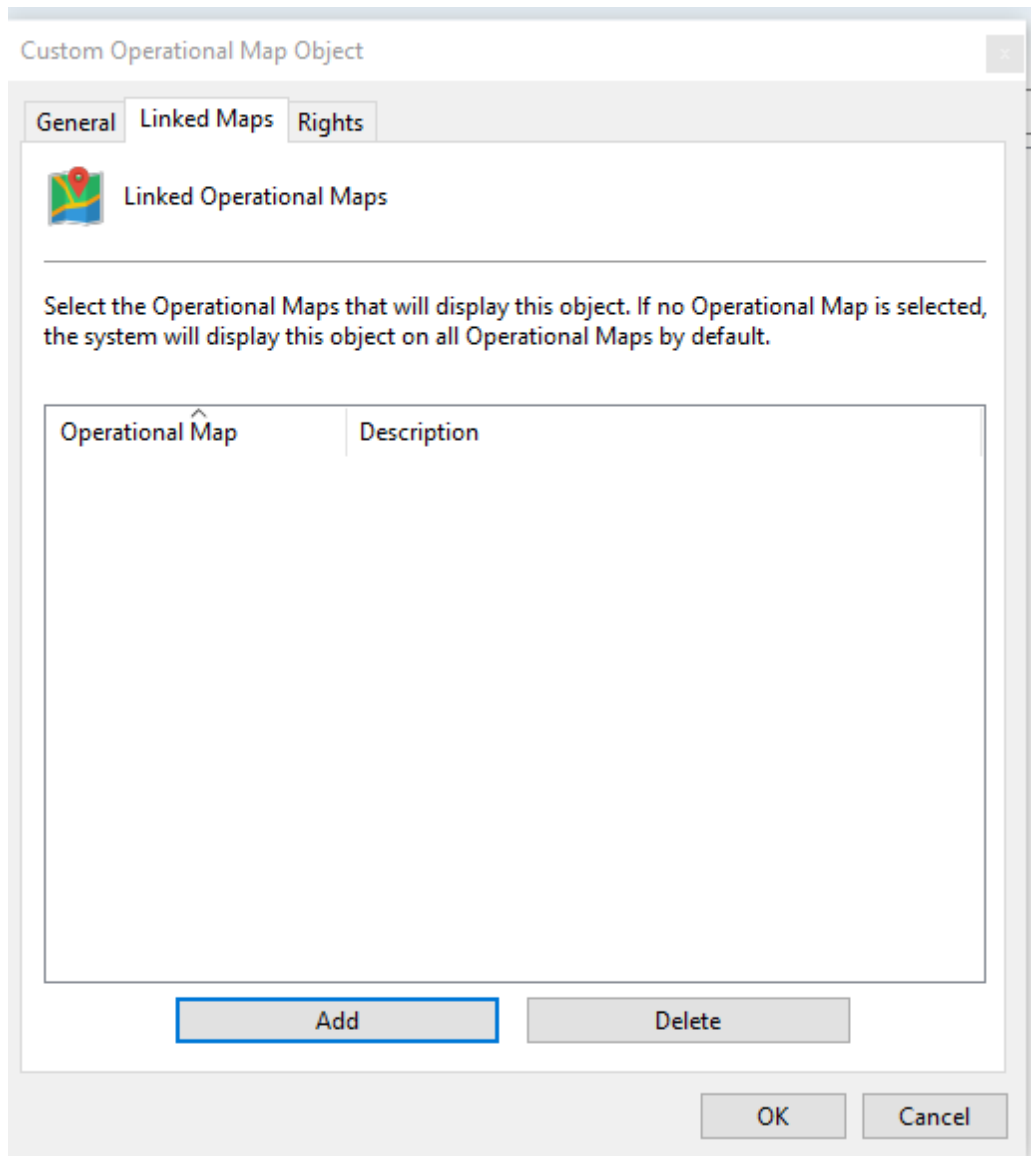
Notes (HTML to display on map)
Test

Always view the notes on the map (Below the object)

Activate

OK Cancel

It is also possible to select on which maps the change will be displayed by going to the linked maps tab:



This will make even easier to understand the environment and elements involved in any event.

6.1.8.3 Master/slave synchronization for operational maps

Professional, Enterprise

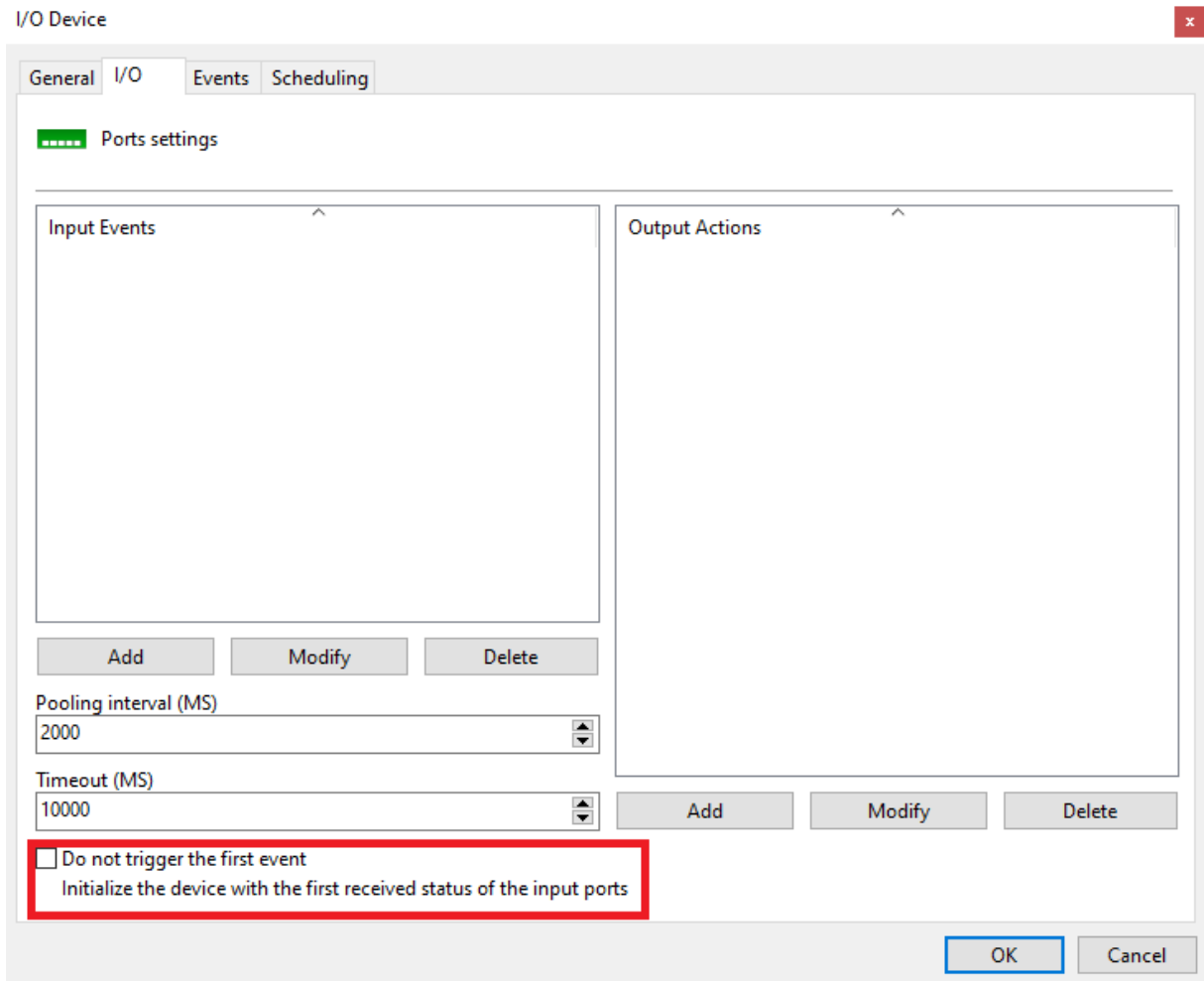
In the master/slave architecture it is now possible to also synchronize operational maps between servers:



6.1.8.4 Option to ignore I/O initial state

Standard, Professional, Enterprise

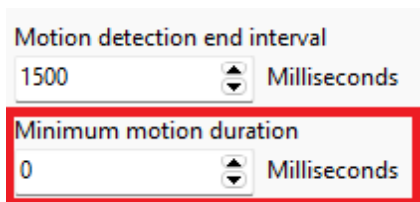
This option allows the administrator to configure the system so that the initial state of an I/O port is ignored, thus preventing accidental triggering of new configured events:



6.1.8.5 Minimum motion duration

All editions

The system now has a minimum motion duration setting for the system to consider as the start of motion.



6.1.8.6 Automatic reloading of web pages

Standard, Professional, Enterprise

Some web systems require a reload to display new information or updates on the page. With this function, the system is now prepared to do this automatically, being able to choose between reloading the address that was registered in the administration client or reloading on the page where the operator is currently (if he has navigated through the page):

Web Page Registration

General Rights

Web Page Registration

Name

Description

URL

Automatic Reload

Reload Type

Default Page

Interval

60 Seconds

Activate

OK Cancel

6.1.8.7 Rename global events

All editions

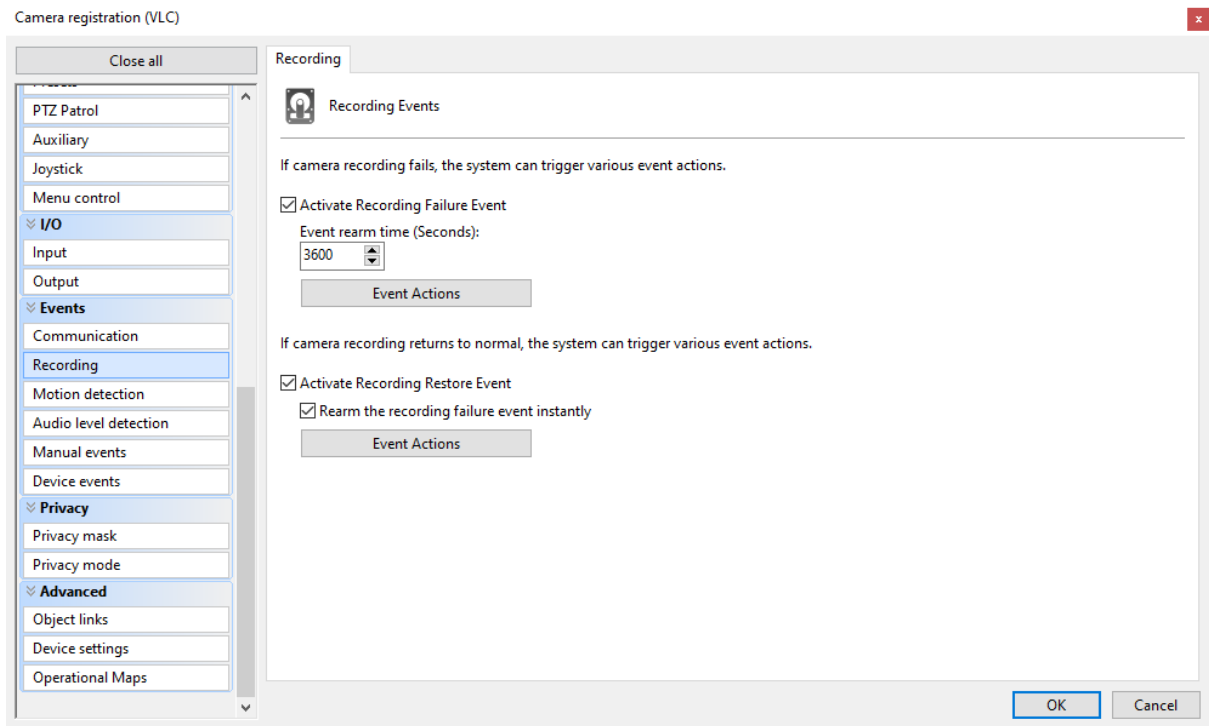
The system was changed internally so that the indexing of objects is done from a new record called DUID, thus allowing to change the name of global events, providing greater ease in the administration of events.

6.1.8.8 Option to reset write failure event

Standard, Professional, Enterprise

In a Digifort system configured to trigger recording failure and restore events, it is possible to configure a reset time for this event, but whenever a recording restore event occurs, this timer is reset.

Despite being a desirable behavior, there are cases where the server's recording system can present oscillations (such as controller failures, loss of connection to NAS-type systems, etc.), which can end up generating an excess of alerts and making managing events more difficult. By deselecting this option, the administrator can uncouple this timer, making both the recording restoration event and the failure event abide to the time configured in the system:

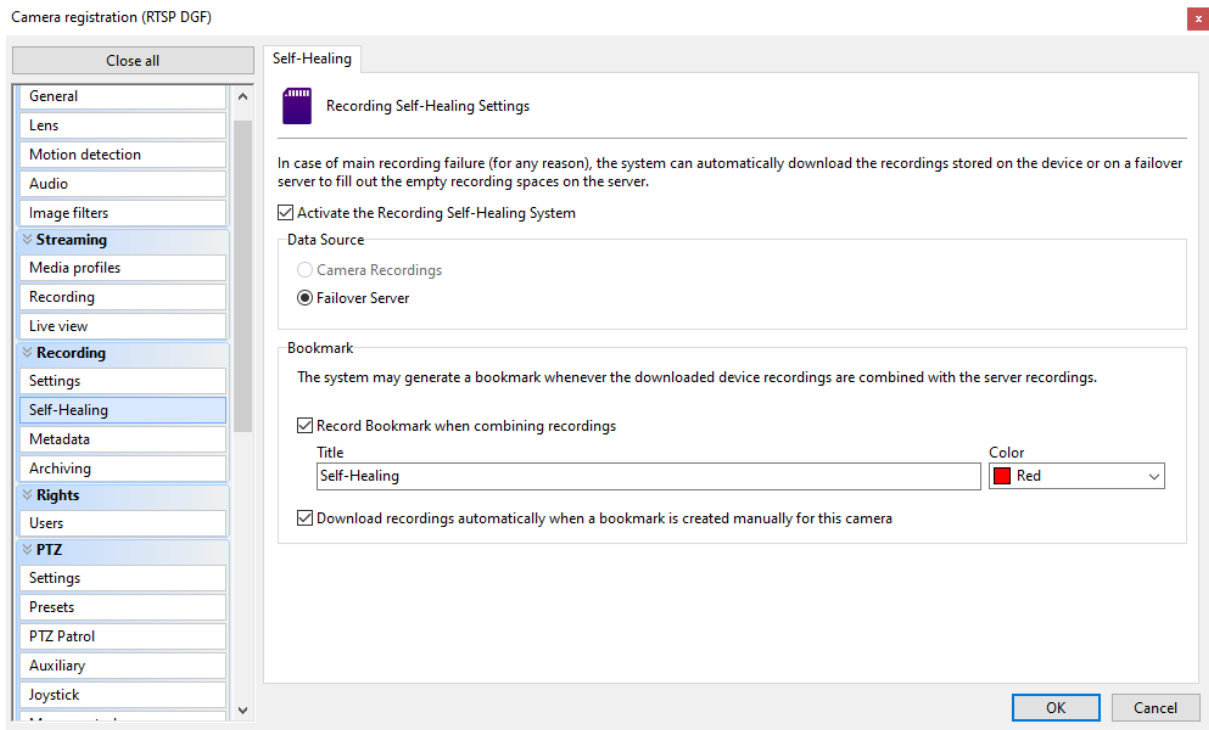


With this new feature the recording failure event can now cover more specific scenarios where the recording system works intermittently

6.1.8.9 Download recorded video when creating bookmark

Professional, Enterprise

Using this option the system will download the edge recordings as soon as a bookmark is created in a camera, thus giving an extra recording control option to the system users.



6.1.8.10 System Archiving Logs

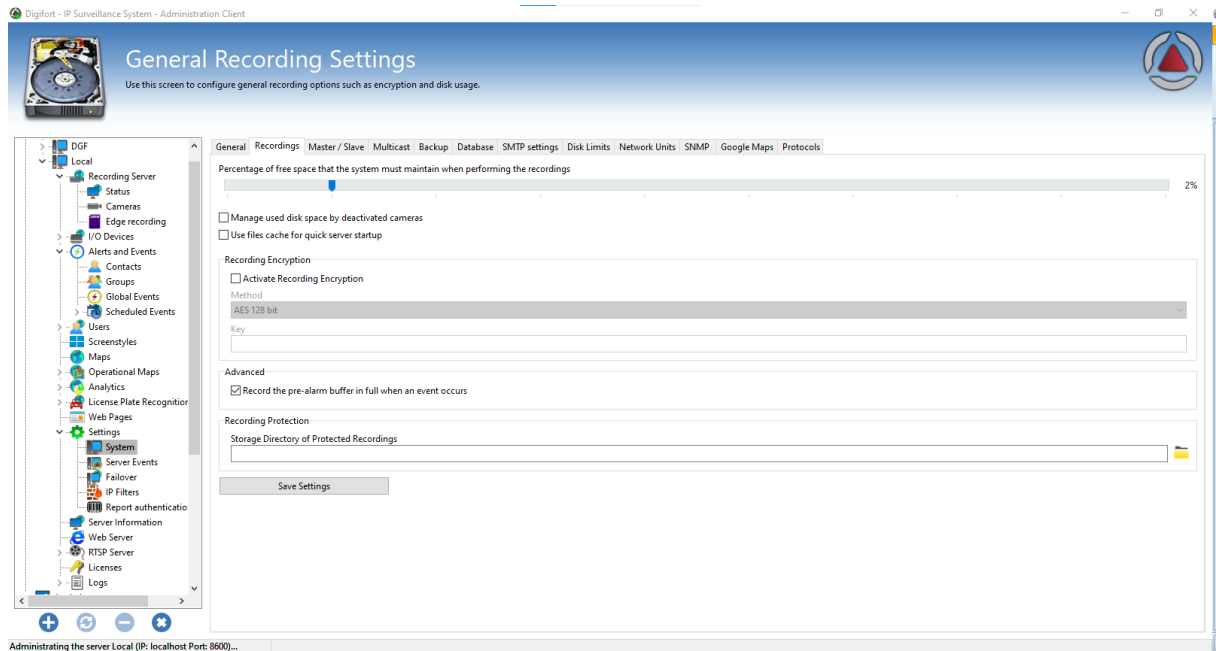
Professional, Enterprise

The system will now include archiving copy and delete logs so that the entire archive recycling process is easily auditable.

6.1.8.11 Option to write pre-alarm buffer immediately

All editions

This new feature allows the system to record images from the pre-alarm buffer immediately, instead of the "queue" system that is used by default. It is interesting to use this new option for cases where the system is configured to send recording playback actions in cameras that are about to record by motion or event, so that the system does not need to wait for the pre-buffer recording, which will be done instantly .



6.1.8.12 OTP Authentication reuse

All editions

Administration and Surveillance Clients will reuse the OTP (One Time Password) authentication code between servers, as long as the code is valid, to avoid asking the user for the code multiple times. This change is particularly useful in the Administration Client to allow quick login to multiple servers that share the same user base (Master / Slave).

6.1.8.13 Authentication reuse for map configuration and object link

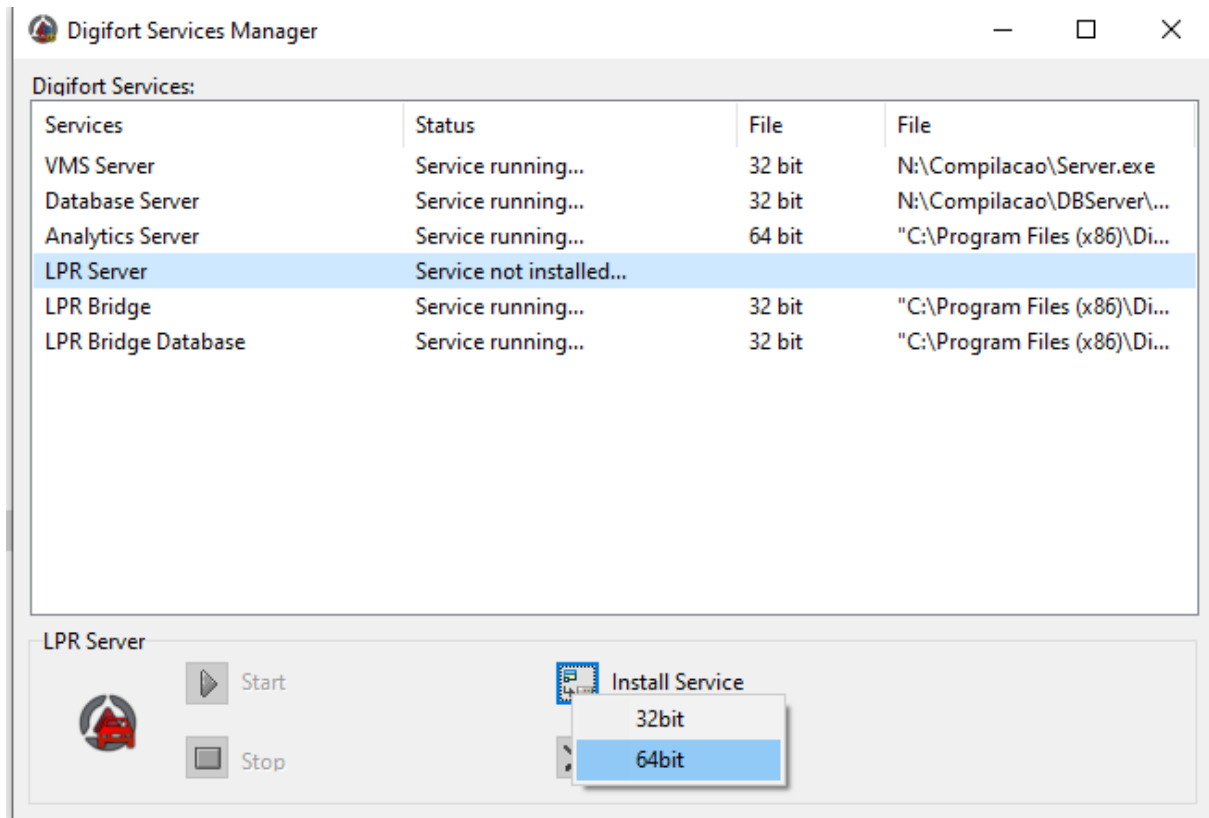
All editions

In the Administration Client, server authentication will be reused when configuring maps or object links when accessing multiple registered servers.

6.1.8.14 Service architecture selection in service manager

All editions

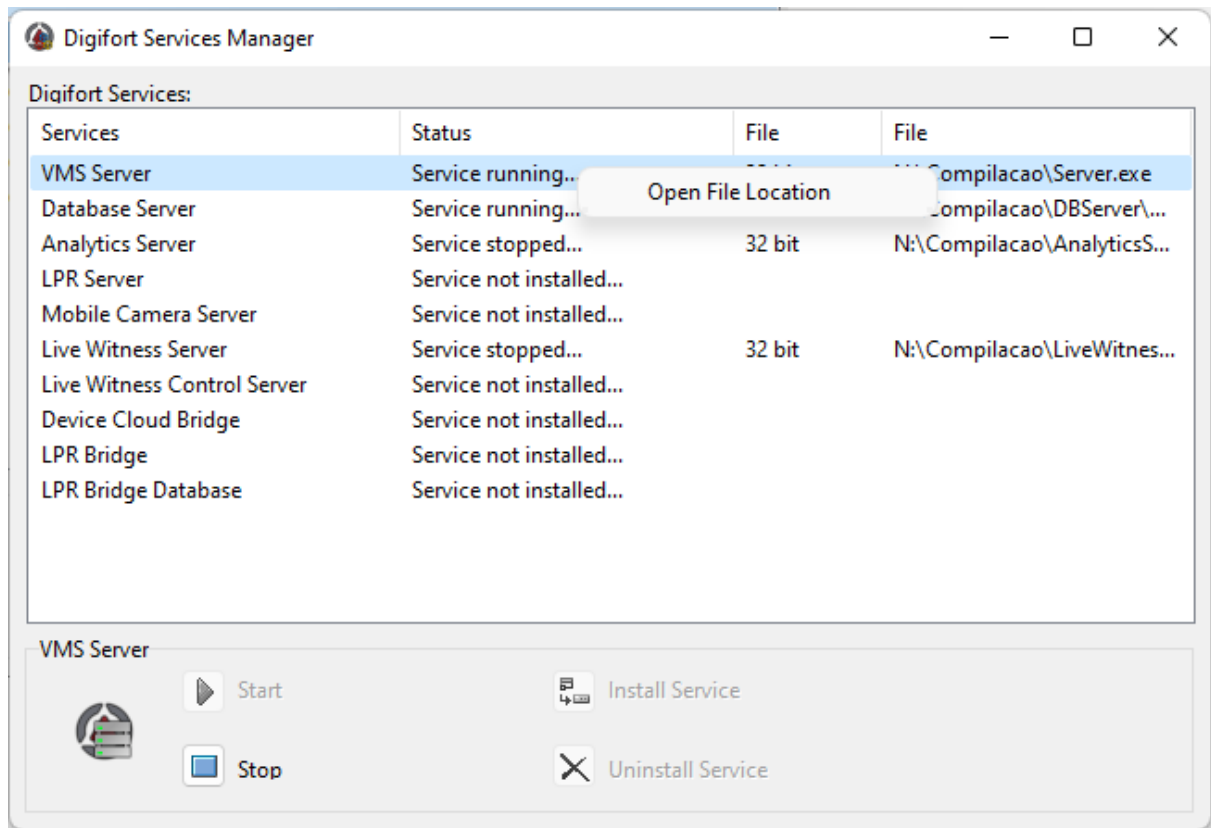
It is now possible to select the type of installation (32 or 64 bits) of the system services directly through the Digifort service manager, without having to manipulate the files in the installation folder:



6.1.8.15 Open file location from service manager

All editions

This new feature makes it possible to open the location where the selected service is installed directly by the Digifort service manager. To do so, just right-click on the desired service:



6.1.8.16 MP4 Export Improvements

All editions

When exporting an MP4 file, if the source video is not in H.264 format, the system will automatically transcode to H.264 for greater playback compatibility.

NOTE: This process may slow down the export.

6.1.8.17 ONVIF profile certification

All editions

Now in addition to the existing profiles (G and S) the system also has the ONVIF Profile T

Digifort IP Surveillance System		Client		7.3.0.2		2021-03-17	
01	Application type: Client			Product name: Digifort IP Surveillance System			
	Model: Digifort IP Surveillance System						
	Related products: <i>Not Applicable</i> Related Products have not been individually tested.						
	Test date: 2021-03-17			Version: 7.3.0.2			
	Profiles:			Category: Video Management System			
	FeatureList		DoC		Interface Guide		

6.1.8.18 Edge recording download system with timeout and number of attempts

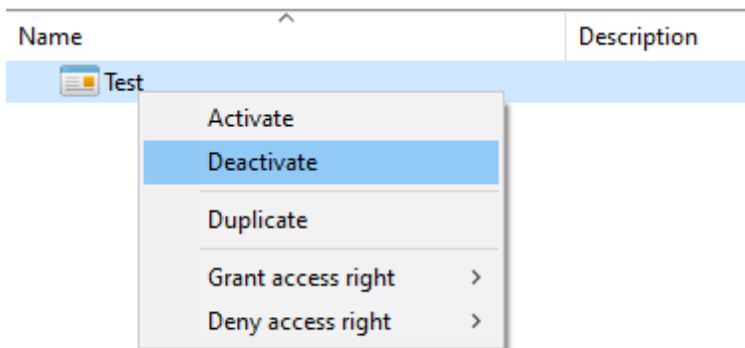
Professional, Enterprise

To avoid bottlenecks and crashes, the system now has a maximum number of download attempts and a timeout for this process.

6.1.8.19 Option to activate or deactivate WEB pages

Standard, Professional, Enterprise

Web pages now have the option to activate or not the objects:



6.1.8.20 Synchronization of the image to be processed on the Analytics and LPR servers

Standard, Professional, Enterprise

The system will now only consider the time of the Digifort server, avoiding possible synchronization errors between the Digifort server and the other servers.

6.1.8.21 Added camera description for LPR reports**Standard, Professional, Enterprise**

The LPR report will now display the description of the camera where the LPR capture was taken.

6.1.8.22 General performance improvements**All editions**

Added more multi-threading support to the system, internal architectures, etc., providing greater stability and performance to the system.

6.1.8.23 Archiving error emails**Professional, Enterprise**

In case of archiving error, the server will now only send 1 error email per day (per camera). Previously the system could send error emails to all cameras every 10 minutes, which could generate a very large volume of error emails.

6.1.8.24 Settings backup improvements**All editions**

When starting the server, the system will now check if a previous backup from the same day already exists, if so, the system will not perform the backup. Previously the system backed up settings and database (when starting the server service) unconditionally.

6.1.8.25 Update on Chromium version**All editions**

The Chromium embedded in the software is now updated to version 102.0.5005.115

6.1.8.26 Change of system font**All editions**

The font used in the system interface was standardized to Segoe UI 9px.

6.1.8.27 Sent email log name changed to "Emails and notifications sent"**All editions**

The name of the sent e-mails log has been changed to e-mails and notifications sent, reflecting new system functionality.

6.1.8.28 Shortcut to 64bit surveillance client**All editions**

The installer will now also create a shortcut to the 64-bit surveillance client.

6.1.8.29 Micro services for Device Cloud Bridge**All editions**

A micro service was created to facilitate the management of the Device Cloud Bridge, bringing more stability to the system.

6.1.8.30 Hide object links for users without rights to that object

Professional, Enterprise

Now if the user does not have rights to the object, the corresponding link will not be displayed.

6.1.8.31 Access to recording audio will reflect user rights

All editions

With this change, a user who does not have rights to listen to a camera will also not be able to access the recorded audio.

6.1.8.32 Machine code stabilization

All editions

Changed some methods in server machine code management to make it more difficult for changes to the operating system to cause a machine code change.

6.1.8.33 Dynamic update of objects in the synoptic map

Standard, Professional, Enterprise

The synoptic map now updates in real time the status of objects activated or deactivated in the system, bringing more ease and agility to the response of operators.

6.1.8.34 Improved playback performance

All editions

Playback rendering performance has been improved to provide a smoother video playback experience for the user.

6.1.8.35 Improved CSV export performance

All editions

Several improvements have been made to the CSV export, making it even faster and easier to generate reports.

6.1.8.36 Improved RTSP server

All editions

The system's built-in RTSP server has been improved to make starting media faster and more fluid.

6.1.8.37 Adjustment of empty plates display for LPR

Standard, Professional, Enterprise

The system will now discard empty LPR plates for edge LPR drivers.

6.1.8.38 Popup sync with snapshot for LPR and Analytics events

Standard, Professional, Enterprise

The system will now consider the event trigger time to populate the snapshot to be sent to the operators, thus avoiding cases where a possible delay in the client's infrastructure could cause the snapshot to come without the event of interest.

6.1.8.39 Added new Neural Labs redist to installer

Standard, Professional, Enterprise

The installation package now includes new redistributables used by Neural Labs, providing a faster and safer installation.

6.1.8.40 Edge Chromium added on system installation

All editions

The installation of Digifort is now included with the Edge Chromium browser for installation.

6.1.8.41 Events on the Operational Map

Professional, Enterprise

Events displayed on the Operational Map will no longer contain a random GPS position (a few meters) added to the event coordinate.

6.1.8.42 Architectural indication on server information screen

All editions

The system now displays the type of architecture (32/64 bits) of the Digifort service on the server information screen.

Information about the Server
This screen supplies real time information about your server, such as processor usage, memory, bandwidth, etc...

Information	Disk Usage	Master / Slave	Failover	Server Monitoring
Server Version: 7.4.0.0 32bit Dev 14 (5/24/2022)				
Local Server Time: 08/06/2022 17:53:17				
Server Time in UTC: 08/06/2022 20:53:17				
Active Time: 2 Hour(s), 5 Minute(s) and 43 Second(s)				
Global Processor Utilization: 8%				
Memory Utilization by Server: 49 MB				
Global Memory Utilization: 9225 MB				
Opened Connections: 2 Connection(s)				
Logged-in Clients: 1 Client(s)				

6.1.8.43 Improved performance of the ONVIF tour

All editions

The PTZ ONVIF driver has been optimized for better performance.

6.1.8.44 Multi-threading for Analytics drivers

Standard, Professional, Enterprise

Improved the multi-threading system for analytics drivers, providing better system performance.

6.1.8.45 Improved LPR and Analytics load balancing

Standard, Professional, Enterprise

The load balancer (Across LPR or Analytics servers) has been improved to better distribute the processing load between servers. A configuration will now migrate to another server when:

- Another server is under 30% load and the current server is below 80% usage
- Another server is under 20% less load and the current server is between 80% and 95% usage
- Another server is under 10% less load and the current server is above 95% usage

6.1.9 Video Synopsis

6.1.9.1 Integration with Video Synopsis V5

Professional, Enterprise

The system is now optimized for handling simultaneous events from the Video Synopsis V5 Respond module.

6.2 New supported devices

6.2.1 Media Devices

360 Vision Predator HD X40
3S Security N232
3S Security N245
3S Security N248
3S Security N5017
3S Security N5018-36x
3S Security N6051SM-AI
3S Security NZ12E
ACTi Z34
ACTi Z95
Alpha-Digi PCAM2020
Alpha-Digi PCAM2020P
Alpha-Digi PCAM2020PN
Alpha-Digi TCAM2021
Alpha-Digi TCAM2021S
Alpha-Digi TCAM2025S
Alpha-Digi TCAM2025SN
Arecont AV5456PMIR-S
ARH EINAR
ARH Vidar Smart

Avigilon 1.3C-H5SL-BO1-IR
Avigilon 1.3C-H5SL-D1
Avigilon 1.3C-H5SL-D1-IR
Avigilon 1.3C-H5SL-DO1-IR
Avigilon 2.0C-H5A-B2
Avigilon 2.0C-H5A-BO1-IR
Avigilon 2.0C-H5A-BO2-IR
Avigilon 2.0C-H5A-D1
Avigilon 2.0C-H5A-D1-IR
Avigilon 2.0C-H5A-D2
Avigilon 2.0C-H5A-DC1
Avigilon 2.0C-H5A-DC1-IR
Avigilon 2.0C-H5A-DC2
Avigilon 2.0C-H5A-DO1
Avigilon 2.0C-H5A-DO1-IR
Avigilon 2.0C-H5A-DO2
Avigilon 2.0C-H5A-DP1
Avigilon 2.0C-H5A-DP1-IR
Avigilon 2.0C-H5A-DP2
Avigilon 2.0C-H5SL-BO1-IR
Avigilon 2.0C-H5SL-D1
Avigilon 2.0C-H5SL-D1-IR
Avigilon 2.0C-H5SL-DO1-IR
Avigilon 3.0C-H5SL-BO1-IR
Avigilon 3.0C-H5SL-BO2-IR
Avigilon 3.0C-H5SL-D1
Avigilon 3.0C-H5SL-D1-IR
Avigilon 3.0C-H5SL-DO1-IR
Avigilon 4.0C-H5A-B2
Avigilon 4.0C-H5A-B3
Avigilon 4.0C-H5A-BO1-IR
Avigilon 4.0C-H5A-BO2-IR
Avigilon 4.0C-H5A-D1
Avigilon 4.0C-H5A-D1-IR
Avigilon 4.0C-H5A-D2
Avigilon 4.0C-H5A-DC1
Avigilon 4.0C-H5A-DC1-IR
Avigilon 4.0C-H5A-DC2
Avigilon 4.0C-H5A-DO1
Avigilon 4.0C-H5A-DO1-IR
Avigilon 4.0C-H5A-DO2
Avigilon 4.0C-H5A-DP1
Avigilon 4.0C-H5A-DP1-IR
Avigilon 4.0C-H5A-DP2
Avigilon 5.0C-H5A-BO2-IR
Avigilon 5.0C-H5A-DO2
Avigilon 5.0C-H5A-DP2
Avigilon 5.0C-H5SL-BO1-IR
Avigilon 5.0C-H5SL-BO2-IR
Avigilon 5.0C-H5SL-D1
Avigilon 5.0C-H5SL-D1-IR
Avigilon 5.0C-H5SL-DO1-IR
Avigilon 6.0C-H5A-B2

Avigilon 6.0C-H5A-BO1-IR
Avigilon 6.0C-H5A-D1
Avigilon 6.0C-H5A-D1-IR
Avigilon 6.0C-H5A-DC1
Avigilon 6.0C-H5A-DC1-IR
Avigilon 6.0C-H5A-DO1
Avigilon 6.0C-H5A-DO1-IR
Avigilon 6.0C-H5A-DP1
Avigilon 6.0C-H5A-DP1-IR
Avigilon 8.0C-H5A-B2
Avigilon 8.0C-H5A-BO1-IR
Avigilon 8.0C-H5A-D1
Avigilon 8.0C-H5A-D1-IR
Avigilon 8.0C-H5A-DC1
Avigilon 8.0C-H5A-DC1-IR
Avigilon 8.0C-H5A-DO1
Avigilon 8.0C-H5A-DO1-IR
Avigilon 8.0C-H5A-DP1
Avigilon 8.0C-H5A-DP1-IR
Avigilon ACC
Axis A8207-VE
Axis C1004-E
Axis C1210-E
Axis C1211-E
Axis C1310-E
Axis C1410
Axis D2110-VE
Axis D4100-E
Axis I8016-LVE
Axis M1065-L
Axis M1134
Axis M1135 Mk II
Axis M1135-E
Axis M1135-E Mk II
Axis M1137 Mk II
Axis M1137-E
Axis M1137-E Mk II
Axis M2026-LE
Axis M2035-LE
Axis M2036-LE
Axis M3016
Axis M3057-PLVE Mk II
Axis M3065-V
Axis M3068-P
Axis M3075-PLVE
Axis M3085-V
Axis M3086-V
Axis M3205-LVE
Axis M4206-V
Axis M4216-LV
Axis M4308-PLE
Axis M5000
Axis M5000G

Axis M5065
Axis M5074
Axis M5075
Axis M5075-G
Axis M7104
Axis M7116
Axis P1280-E
Axis P1364
Axis P1364-E
Axis P1365-E Mk II
Axis P1367-E
Axis P1375-E
Axis P1377
Axis P1377-LE
Axis P1445-LE
Axis P1445-LE-3
Axis P1455-LE
Axis P1455-LE-3
Axis P1465-LE
Axis P1467-LE
Axis P1468-LE
Axis P3224-LV Mk II
Axis P3224-V Mk II
Axis P3225-V Mk II
Axis P3225-VE Mk II
Axis P3228-LV
Axis P3235-LV
Axis P3245-LV
Axis P3245-LV-3
Axis P3247-LE
Axis P3247-LV
Axis P3247-LVE
Axis P3248-LV
Axis P3248-LVE
Axis P3255-LVE
Axis P3265-LV
Axis P3265-LVE
Axis P3265-V
Axis P3267-LV
Axis P3267-LVE
Axis P3268-LV
Axis P3268-LVE
Axis P3375-LV
Axis P3375-LVE
Axis P3715-PLVE
Axis P3727-PLE
Axis P3818-PVE
Axis P3904-R Mk II
Axis P3905-R Mk II
Axis P3915-LR
Axis P3915-LRE
Axis P3925-R
Axis P5514

Axis P5514-E
Axis P5515
Axis P5515-E
Axis P5654-E
Axis P7304
Axis P7316
Axis P8804
Axis P8815-2 3D People Counter
Axis Q1615 Mk III
Axis Q1615-LE Mk II
Axis Q1645-LE
Axis Q1647
Axis Q1656
Axis Q1656-B
Axis Q1656-BE
Axis Q1656-BLE
Axis Q1656-LE
Axis Q1659
Axis Q1715
Axis Q1765
Axis Q1765-LE PT Mount
Axis Q1785
Axis Q1798-LE
Axis Q1941-E PT Mount
Axis Q1942-E PT Mount
Axis Q1951-E
Axis Q1952-E
Axis Q2901-E PT Mount
Axis Q3504-V
Axis Q3504-VE
Axis Q3505-SVE Mk II
Axis Q3515-LV
Axis Q3517-LV
Axis Q3517-LVE
Axis Q3517-SLVE
Axis Q3518-LVE
Axis Q3527-LVE
Axis Q3536-LVE
Axis Q3538-LVE
Axis Q3819-PVE
Axis Q6010-E
Axis Q6054 Mk III
Axis Q6054-E Mk II
Axis Q6055-C
Axis Q6055-S
Axis Q6074
Axis Q6075
Axis Q6075-S
Axis Q6075-SE
Axis Q6078-E
Axis Q6100-E
Axis Q6135-LE
Axis Q6215-LE

Axis Q6225-LE
Axis Q6315-LE
Axis Q7424-R Mk II
Axis Q7436 Blade
Axis Q8641-E
Axis Q8642-E
Axis Q8685-E
Axis Q8685-LE
Axis Q8741-E
Axis Q8741-LE
Axis Q8742-LE
Axis Q8752-E
Axis V5925
Axis V5938
Axis XF40-Q1785
Axis XF40-Q2901
Axis XF60-Q1765
Axis XF60-Q2901
Axis XP40-Q1785
Axis XP40-Q1942
Axis XPQ1765
Bosch DINION IP starlight 8000 MP
Bosch Dinion NBE-7604-AL-OC
Bosch NBN-80052-BA
Bosch NDE-3502-AL
Bosch NDV-3502-F02
Bosch NTV-3502-F02L
Bycon BCB-LE360003 IPSD
Bycon BCD-LE28000 IPFH
Bycon BCD-LE280003 IPSD
Bycon BCD-LE281203 IP
Bycon BSD-LE220002 IP
Control ID iDFace
CP Plus CP-UNC-TG41ZL6-DF
CP Plus CP-VNR-3864
Cygnus IPC-4K-FEYE-MA
Cygnus IPC-4M-BUZI-MA
Cygnus IPC-4M-DWS
Cygnus NVR716-128-IVS
Cygnus PTZ-2M-22XUW-AT
CYTech CY-H9432
Dahua 49425XBNR
Dahua DHI-ASI3214A-W
Dahua DHI-HCVR5104HS-NT
Dahua DH-IPC-EBW81242N-AS-S2
Dahua DH-IPC-HDBW2531E-S-S2
Dahua DH-IPC-HDBW4231E-ASE
Dahua DH-IPC-HDBW5241EP-ZE
Dahua DH-IPC-HFW1230SN-280B-S2
Dahua DH-IPC-HFW2231M-AS-I2-B-S2
Dahua DH-IPC-HFW2431SN-S-S2
Dahua DH-IPC-HFW2831T-AS-S2
Dahua DH-IPC-HFW2831TN-ZAS-S2

Dahua DH-IPC-HFW3241TN-ZAS
Dahua DH-IPC-HFW3541TN-ZAS
Dahua DH-IPC-HFW5241EP-Z12E
Dahua DH-IPC-HFW5241EP-Z5E
Dahua DH-IPC-HFW5241E-Z5E
Dahua DH-IPC-HFW5242TN-ASE-MF
Dahua DH-IPC-HFW5242TP-ASE-MF
Dahua DH-IPC-HFW7442HP-ZFR
Dahua DHI-TPC-KF2241
Dahua DHI-VTA8111A
Dahua DHI-VTA8111A-4
Dahua DHI-VTO2111D-WP
Dahua DHI-VTO2201F-P
Dahua DHI-VTO2202F-P
Dahua DH-SD49225T-HN-S2
Dahua DH-SD49225XA-HNR-S2
Dahua DH-SD50232XA-HNR
Dahua DH-SD5A232XAN-HNR
Dahua DH-SD5A2332XAN-HNR
Dahua DH-SD5A425XA-HNR
Dahua DH-SD65F233XAN-HNR
Dahua DH-SD8A440XA-HNR
Dahua DH-TPC-BF3221-T
Dahua DH-TPC-BF3221-T light
Dahua DH-TPC-BF5421-TB
Dahua DH-TPC-BF5421-TD
Dahua DH-TPC-DF1241N-D2F2
Dahua DH-XVR4216AN-X
Dahua DH-XVR4232AN-X
Dahua EVS7124S
Dahua IPC-HDBW2221RN-VFS
Dahua IPC-HDBW2231R-ZS
Dahua IPC-HDBW2431E-S-S2
Dahua IPC-HDBW5241FP-M-DAE-SA
Dahua IPC-HDW2431T-ZS-S2
Dahua IPC-HEW5241EP-Z12E
Dahua IPC-HFW2431T-ZS-S2
Dahua IPC-HFW2831T-ZAS-S2
Dahua IPC-HFW5231E-ZE
Dahua IPC-HFW5241E-ZE
Dahua IPC-HFW5849T1-ASE-LED
Dahua IPC-HFW7442HN-Z
Dahua IPC-HFW7442H-ZFR
Dahua ITC215-PW6M-(IR)LZF
Dahua ITC215-PW6M-(IR)LZF-B
Dahua ITC215-PW6M-(IR)LZF-O
Dahua MXVR 1004-GFW
Dahua N42BJ62
Dahua N88BR5V
Dahua PFR4K-D300
Dahua PFR4K-D450
Dahua SD50432XA-NR
Dahua SD5A232XA-HNR

Dahua SD5A232XB-HNR
Dahua SD5A245XA-HNR
Dahua SD5A432XA-HNR
Dahua SD8A440-HNF
DivioTec TBR-9xx
DKseg DVR-4216TP-6
Dynacom NHQ536IR
Dyno DYDRH-16M21-H1
EagleVision EN-R3ASV2F4P
EagleVision EN-R4ASV2V2P
EagleVision EN-R4DPSV4F2P
EagleVision ENVA-8116P16
EagleVision ENVA-8216P16
EagleVision ENVA-8216P8
EagleVision ENVA-8232P16
EagleVision ENVD-DL214P
EagleVision ENVD-DL214S
EagleVision ENVD-P4208N
EagleVision ENVD-P4208P
EagleVision ENVD-P4216N
EagleVision ENVD-P4216P
EagleVision ENVD-P4232N
EagleVision ENVD-P4232P
Elbex V210
EuroNexus NVRD898POE
Ezviz CS-C3N
Flir A310
Flir A310f
Flir A310pt
Flir A400
Flir A50
Flir A500
Flir A70
Flir A700
Flir PT-602CZ HD
Flir PT-625 HD
Frahm FIP302BP36
Frahm FIP302DP36
Frahm FIP405BMVAR
Frahm FIP405BMVARMT
Giga GS0119
Giga GS0121
Giga GS0122
Giga GS0369
Giga GS0370
Giga GS0373
Giga GS0374
Giga GS0375
Grandstream GSD3710
Hanwha Techwin HRX-1620
Hanwha Techwin HRX-1635
Hanwha Techwin PNB-A9001
Hanwha Techwin PND-A6081RV

Hanwha Techwin PNM-7002VD
Hanwha Techwin PNM-8082VT
Hanwha Techwin PNM-9000QB
Hanwha Techwin PNM-9002VQ
Hanwha Techwin PNM-9022V
Hanwha Techwin PNM-9031RV
Hanwha Techwin PNM-9084QZ
Hanwha Techwin PNM-9084RQZ
Hanwha Techwin PNM-9085RQZ
Hanwha Techwin PNM-9322VQP
Hanwha Techwin PNM-C12083RVD
Hanwha Techwin PNM-C7083RVD
Hanwha Techwin PNM-C9022RV
Hanwha Techwin PNO-A6081R
Hanwha Techwin PNO-A9081R
Hanwha Techwin PNV-A9081R
Hanwha Techwin PRN-4011
Hanwha Techwin QND-6021
Hanwha Techwin QND-7022R
Hanwha Techwin QNE-6080RV
Hanwha Techwin QNE-8021
Hanwha Techwin QNO-6012R
Hanwha Techwin QNO-6022R
Hanwha Techwin QNO-6032R
Hanwha Techwin QNP-6250H
Hanwha Techwin QNP-6320R
Hanwha Techwin QNV-6012R
Hanwha Techwin QNV-6023R
Hanwha Techwin QNV-6032R
Hanwha Techwin QNV-6084R
Hanwha Techwin SNB-7004
Hanwha Techwin SND-6084
Hanwha Techwin SND-6084R
Hanwha Techwin SND-L6083R
Hanwha Techwin SNP-6230
Hanwha Techwin SNP-6230RH
Hanwha Techwin SNP-L5233
Hanwha Techwin SNV-L6013R
Hanwha Techwin SPE-1630
Hanwha Techwin SRN-4000
Hanwha Techwin TID-600R
Hanwha Techwin TNB-6030
Hanwha Techwin TNO-4041T
Hanwha Techwin TNO-6010M
Hanwha Techwin TNV-8010C
Hanwha Techwin XNB-6002
Hanwha Techwin XNB-8002
Hanwha Techwin XNB-9002
Hanwha Techwin XND-6083RV
Hanwha Techwin XND-8080
Hanwha Techwin XND-8081RE
Hanwha Techwin XND-8082RF
Hanwha Techwin XND-8082RV

Hanwha Techwin XND-8083RV
Hanwha Techwin XND-9082RF
Hanwha Techwin XND-9082RV
Hanwha Techwin XND-9083RV
Hanwha Techwin XNF-9010RV
Hanwha Techwin XNF-9013RV
Hanwha Techwin XNO-6123R
Hanwha Techwin XNO-8082R
Hanwha Techwin XNO-9082R
Hanwha Techwin XNO-C6083
Hanwha Techwin XNP-6120H
Hanwha Techwin XNP-6370H
Hanwha Techwin XNP-6400
Hanwha Techwin XNP-6400R
Hanwha Techwin XNP-6400RW
Hanwha Techwin XNP-8250
Hanwha Techwin XNP-8250R
Hanwha Techwin XNP-8300R
Hanwha Techwin XNP-8300RW
Hanwha Techwin XNP-9250
Hanwha Techwin XNP-9250R
Hanwha Techwin XNP-9300R
Hanwha Techwin XNP-9300RW
Hanwha Techwin XNV-6011/W
Hanwha Techwin XNV-6081RE
Hanwha Techwin XNV-6083RZ
Hanwha Techwin XNV-6123R
Hanwha Techwin XNV-8082R
Hanwha Techwin XNV-8083Z
Hanwha Techwin XNV-9082R
Hanwha Techwin XNV-9083RZ
Hanwha Techwin XNV-C6083
HBTech TVR6116G
Hikvision CDW-2743G1-IZS
Hikvision DS-2CD1023GOE-I
Hikvision DS-2CD1027G0-L
Hikvision DS-2CD1043G0E-I
Hikvision DS-2CD2043G2-I
Hikvision DS-2CD2121G0-I
Hikvision DS-2CD2121G0-IS
Hikvision DS-2CD2121G0-IW
Hikvision DS-2CD2121G0-IWS
Hikvision DS-2CD2443G0-IW
Hikvision DS-2CD2523G0-I
Hikvision DS-2CD2646G2-IZSU/SL
Hikvision DS-2CD2743GO-IZS
Hikvision DS-2CD2T26G1-2I
Hikvision DS-2CD2T26G2-ISU/SL
Hikvision DS-2CD2T46G1-4I
Hikvision DS-2CD2XXXXXX-XX Series
Hikvision DS-2CD3026G2-IS
Hikvision DS-2CD3126G2-IS
Hikvision DS-2CD3626G2-IZS

Hikvision DS-2CD3626G2T-IZS
Hikvision DS-2CD3656G2-IZS
Hikvision DS-2CD3656G2T-IZS
Hikvision DS-2CD3726G2-IZS
Hikvision DS-2CD3726G2T-IZS
Hikvision DS-2CD3756G2-IZS
Hikvision DS-2CD3756G2T-IZS
Hikvision DS-2CD3XXXXXX-XX Series
Hikvision DS-2CD4XXXXXX-XX Series
Hikvision DS-2CD5146G0-IZS
Hikvision DS-2CD5A46G0-IZS
Hikvision DS-2CD63C5G0-IVS
Hikvision DS-2CD6D24FWD-IZHS
Hikvision DS-2CD6D54FWD-IZHS
Hikvision DS-2CD6XXXXXX-XX Series
Hikvision DS-2CD7126G0-IZS
Hikvision DS-2CD72325G0/E
Hikvision DS-2CD7A26G0/P-IZS
Hikvision DS-2CD7XXXXXX-XX Series
Hikvision DS-2DE2XXXXXX-XX Series
Hikvision DS-2DE4425W-DE
Hikvision DS-2DE4XXXXXX-XX Series
Hikvision DS-2DE5225W-AE
Hikvision DS-2DE5232W-AE
Hikvision DS-2DE5232W-AE
Hikvision DS-2DE6XXXXXX-XX Series
Hikvision DS-2DE7A245IX-AE/S1
Hikvision DS-2DE7XXXXXX-XX Series
Hikvision DS-2DF6XXXXXX-XX Series
Hikvision DS-2DF7XXXXXX-XX Series
Hikvision DS-2DF8442IXS-AEL
Hikvision DS-2DF8XXXXXX-XX Series
Hikvision DS-2DP1618ZIXS-D
Hikvision DS-2DP3236ZIXS-D/440
Hikvision DS-2TD1217-2/V1
Hikvision DS-2TD2637T-7QY
Hikvision DS-6716HUHI-K
Hikvision DS-7324HUHI-K4
Hikvision DS-7608NI-E2/8P
Hikvision DS-7608NI-K2/8P
Hikvision DS-7616NI-E2/8P
Hikvision DS-7632NI-E2/16P
Hikvision DS-7632NI-E2/8P
Hikvision DS-7632NI-K2/16P
Hikvision DS-7708NI-K4 / 8P
Hikvision DS-96256NI-I24
Hikvision DS-K1T671TM
Hikvision DS-K1TA70MI-T
Hikvision DS-K1XXXXXX Series
Hikvision DS-K5671-ZU
Hikvision DS-KB8113-IME1
Hikvision DS-MH2311
Hikvision DS-MP5604-SD

Hikvision DS-PA0103
Hikvision DS-PA0103-B
Hikvision DS-PEAP-CV1EUHK
Hikvision Hikconnect 8
Hikvision IDS-2CD7A26G0/P-IZHS
Hikvision iDS-2CD7A26G0/P-IZHSY
Hikvision iDS-2CD7XXXG0-XX Series
Hikvision iDS-2CD7XXXG1-XX Series
Hikvision iDS-2CD8XXXG0-XX Series
Hikvision iDS-2CD8XXXG1-XX Series
Hikvision iDS-2VS435-F836-EY
Hikvision iDS-2VS435-F840-EY
Hikvision iDS-7204HQHI-M1/S
Hikvision iDS-7208HQHI-M1/S
Hikvision iDS-7216HQHI-M1/S
Hikvision iDS-7716NXI-I4 / 16P/X(B)
Hikvision iDS-7732NXI-I4 / 16P/X(B)
Hikvision iDS-TCM203-A
Hikvision iDS-TCM2XXXX Series
Hikvision iDS-TCM4XXXX Series
Honeywell HBD2FR
Honeywell HC30WB5R1
Honeywell HD45IP
Huawei C2121-I
Huawei M1221-Q
Huawei M2150-10-EI
Huawei M3250-10-EI-Sf
Huawei X2261-FL
Intelbras iMHDX 3004
Intelbras iMHDX 3008
Intelbras iMHDX 3016
Intelbras iMHDX 3032
Intelbras iNVD 1016
Intelbras iNVD 9116 PE FT
Intelbras iNVD 9132 PE FT
Intelbras iNVD 9164 FT
Intelbras MHDX 1204
Intelbras MHDX 1208
Intelbras MHDX 1216
Intelbras MHDX 1232
Intelbras MHDX 3016 C
Intelbras MHDX3008-C
Intelbras NVD 9024 P FT
Intelbras NVD 9032 R FT
Intelbras NVD1208
Intelbras NVD1404
Intelbras NVD1404 P
Intelbras NVD1408
Intelbras NVD1408 P
Intelbras NVD1432
Intelbras NVD3308-P
Intelbras NVD3316
Intelbras NVD3316-P

Intelbras NVD3332
Intelbras SVR 7132 PE
Intelbras SVR 7164
Intelbras VIP 1230 W
Intelbras VIP 1430 B G2
Intelbras VIP 1430 D G2
Intelbras VIP 1430B
Intelbras VIP 1430D
Intelbras VIP 3215 SD IR
Intelbras VIP 3225 SD IR IA
Intelbras VIP 3230 B SL
Intelbras VIP 3230 B SL G2
Intelbras VIP 3230 B SL G3
Intelbras VIP 3230 D SL
Intelbras VIP 3230 D SL G2
Intelbras VIP 3230 D SL G3
Intelbras VIP 3240 B IA
Intelbras VIP 3240 D IA
Intelbras VIP 3240 DZ G2
Intelbras VIP 3240 DZ G3
Intelbras VIP 3240 IA
Intelbras VIP 3240 Z
Intelbras VIP 3240 Z G2
Intelbras VIP 3260Z G2
Intelbras VIP 3430 B G2
Intelbras VIP 3430 D G2
Intelbras VIP 3830 B
Intelbras VIP 5225 SD
Intelbras VIP 5225 SD IR
Intelbras VIP 5225 SD IR IA
Intelbras VIP 5230 SD
Intelbras VIP 5232 SD IA
Intelbras VIP 5550 DZ IA
Intelbras VIP 5550 Z IA
Intelbras VIP 7211 TH MT
Intelbras VIP 7225 SD IA
Intelbras VIP 7245 SD
Intelbras VIP 7250 D IA
Intelbras VIP 7250 LPR IA FT
Intelbras VIP 7250 LPR IA FTG2
Intelbras VIP 7260 LPR IA FT
Intelbras VIP 7260 Z FT
Intelbras VIP 7301 TH MT
Intelbras VIP 7401 TH MT
Intelbras VIP 7425 SD IA FT
Intelbras VIP 7860 Z IA FT
Intelbras VIP 93200 LPR IA FT
Intelbras VIP 94120 IA FT
Intelbras VIP 94120 LPR IA FT
Intelbras VIP 9840 SD IR IA
Intelbras VIP-1130-B
Intelbras VIP-1130-B-G2
Intelbras VIP-1130-D-G2

Intelbras VIP-1130-D-G3
Intelbras VIP-1220-B-FC-G2
Intelbras VIP-1220-B-Full-Color
Intelbras VIP-1220-D-Full-Color
Intelbras VIP-1230-B
Intelbras VIP-1230-B-G2
Intelbras VIP-1230-B-G3
Intelbras VIP-1230-D-G2
Intelbras VIP-1230-D-G3
Intelbras VIP-3220-SD-IR
JFL Alarmes DHD-1108N
JFL Alarmes DHD-1116N
JFL Alarmes DHD-5116
JFL Alarmes NHD-2108
Kedacom IPC2533-FN-SIR50-Z2812
Kedacom IPC2552-FNB-SIR50-Z2812
LG LNU5460R
LG RNUF-BP01A
Longse LBB605XISS500
Longse LBF605XSL200
Longse PT7K136SS500
Longse PT7KH36XGL500
Mav HD IP Video streaming
Mav IQ 250X
Mav IQ Intelligent ANPR
Merit Lilin F2R36C2IM
Merit Lilin P5R6352E2
Merit Lilin P5R6522E2
Merit Lilin P5R6552E2
Merit Lilin P5R8822E2
Merit Lilin Z5R6452X
Merit Lilin Z5R6552X
Merit Lilin Z5R8922X3
Milesight MS-C2841-X36RPC
Milesight MS-C2841-X36TPA
Milesight MS-C2841-X36TPC
Milesight MS-C2852-REPC
Milesight MS-C2852-RPC
Milesight MS-C2852-TEPC
Milesight MS-C2852-TPC
Milesight MS-C2862-TFIPA
Milesight MS-C2862-TFIPC
Milesight MS-C2862-TFPA
Milesight MS-C2862-TFPC
Milesight MS-C2866-X4RLPC
Milesight MSC-2866-X4RLVC
Milesight MS-C2866-X4RPC
Milesight MS-C2866-X4TLPC
Milesight MS-C2866-X4TLVP
Milesight MS-C2866-X4TPC
Milesight MS-C2867-X20RLPC
Milesight MS-C2867-X20RPC
Milesight MS-C2867-X20TLPC

Milesight MS-C2867-X20TPC
Milesight MS-C2871-X20RPC
Milesight MS-C2871-X20TPA
Milesight MS-C2871-X20TPC
Milesight MS-C2872-RFIPC
Milesight MS-C2872-RFPC
Milesight MS-C2872-TFIPA
Milesight MS-C2872-TFIPC
Milesight MS-C2872-TFPA
Milesight MS-C2872-TFPC
Milesight MS-C2941-X23RPC
Milesight MS-C2941-X23TPA
Milesight MS-C2941-X23TPC
Milesight MS-C2941-X30RPB
Milesight MS-C2941-X30RPC
Milesight MS-C2941-X30TPA
Milesight MS-C2941-X30TPC
Milesight MS-C2941-X42RPC
Milesight MS-C2941-X42TPA
Milesight MS-C2941-X42TPC
Milesight MS-C2952-REPC
Milesight MS-C2952-RPC
Milesight MS-C2952-TEPC
Milesight MS-C2952-TPC
Milesight MS-C2961-REL(P)B
Milesight MS-C2962-QFILPB
Milesight MS-C2962-RELPC
Milesight MS-C2962-REPC
Milesight MS-C2962-RFILPC
Milesight MS-C2962-RFIPC
Milesight MS-C2962-RFLPC
Milesight MS-C2962-TELPC
Milesight MS-C2962-TEPA
Milesight MS-C2962-TEPC
Milesight MS-C2962-TFILPC
Milesight MS-C2962-TFIPA
Milesight MS-C2962-TFIPC
Milesight MS-C2962-TFLPC
Milesight MS-C2962-TFPA
Milesight MS-C2962-TFPC
Milesight MS-C2963-RPC
Milesight MS-C2964-RFILPC
Milesight MS-C2964-RFIPC
Milesight MS-C2964-RFLPB
Milesight MS-C2964-RFLPC
Milesight MS-C2964-RFPC
Milesight MS-C2964-RPC
Milesight MS-C2966-X12RLPC
Milesight MS-C2966-X12RLVPC
Milesight MS-C2966-X12RPC
Milesight MS-C2966-X12TLPC
Milesight MS-C2966-X12TLVPA
Milesight MS-C2966-X12TLVPC

Milesight MS-C2966-X12TPC
Milesight MS-C2967-X23RLPC
Milesight MS-C2967-X23RPC
Milesight MS-C2967-X23TLPC
Milesight MS-C2967-X23TPC
Milesight MS-C2971-X12RPC
Milesight MS-C2971-X12TPA
Milesight MS-C2971-X12TPC
Milesight MS-C2971-X23RPB
Milesight MS-C2971-X23RPC
Milesight MS-C2971-X23TPA
Milesight MS-C2971-X23TPC
Milesight MS-C2972-FPB
Milesight MS-C2972-RFIPC
Milesight MS-C2972-RFPC
Milesight MS-C2972-TFIPA
Milesight MS-C2972-TFIPC
Milesight MS-C2972-TFPA
Milesight MS-C2972-TFPC
Milesight MS-C2973-RPC
Milesight MS-C2973-SPB
Milesight MS-C2975-PB
Milesight MS-C2975-REPC
Milesight MS-C2975-RPC
Milesight MS-C2983-RPC
Milesight MS-C5341-X23PC
Milesight MS-C5341-X30PC
Milesight MS-C5341-X42PC
Milesight MS-C5351-PC
Milesight MS-C5352-PC
Milesight MS-C5361-PB
Milesight MS-C5362-EPC
Milesight MS-C5362-FIPC
Milesight MS-C5362-FPB
Milesight MS-C5362-FPC
Milesight MS-C5363-PC
Milesight MS-C5364-FIPC
Milesight MS-C5364-FPC
Milesight MS-C5364-PB
Milesight MS-C5364-PC
Milesight MS-C5365-PA
Milesight MS-C5365-PB
Milesight MS-C5366-X12PC
Milesight MS-C5367-X23PC
Milesight MS-C5371-X12HPB
Milesight MS-C5371-X12PC
Milesight MS-C5372-FIPC
Milesight MS-C5372-FPC
Milesight MS-C5373-PB
Milesight MS-C5373-PC
Milesight MS-C5375-EPC
Milesight MS-C5375-PB
Milesight MS-C5375-PC

Milesight MS-C5376-PA
Milesight MS-C5383-PC
Milesight MS-C8152-PC
Milesight MS-C8162-FIPC
Milesight MS-C8162-FPC
Milesight MS-C8163-PC
Milesight MS-C8164-FIPC
Milesight MS-C8164-FPC
Milesight MS-C8164-PC
Milesight MS-C8165-PA
Milesight MS-C8165-PB
Milesight MS-C8172-FIPC
Milesight MS-C8172-FPC
Milesight MS-C8173-PC
Milesight MS-C8176-PA
Milesight MS-C8183-PC
Milesight MS-C8241-X36PA
Milesight MS-C8241-X36PC
Milesight MS-C8252-PC
Milesight MS-C8262-FILPB
Milesight MS-C8262-FIPA
Milesight MS-C8262-FIPC
Milesight MS-C8262-FPA
Milesight MS-C8262-FPC
Milesight MS-C8266-X4PC
Milesight MS-C8267-X20PC
Milesight MS-C8267-X5PC
Milesight MS-C8272-FIPA
Milesight MS-C8272-FIPC
Milesight MS-C8272-FPA
Milesight MS-C8272-FPC
Milesight MS-C9674-PA
Motorola MTD041L0011
Motorola MTD081F0011
Motorola MTD081F0013
Motorola MTD081L0011
Motorola MTD081L0013
Motorola MTD081U0N01
Motorola MTD161F0012
Motorola MTD161L0011
Motorola MTD161L0013
Motorola MTD324U0012
Motorola MTIBM022601
Motorola MTIBM022602
Motorola MTIBM022603
Motorola MTIBM024602
Motorola MTIBM032701
Motorola MTIBM032702
Motorola MTIBM032704
Motorola MTIBM034704
Motorola MTIBM042611
Motorola MTIBM052701
Motorola MTIBM052711

Motorola MTIBM052712
Motorola MTIBM052713
Motorola MTIBM052714
Motorola MTIBM052724
Motorola MTIBM054701
Motorola MTIBM055701
Motorola MTIBM055711
Motorola MTIBM055721
Motorola MTIBM058701
Motorola MTIBM072722
Motorola MTIBM078721
Motorola MTIDM022601
Motorola MTIDM022602
Motorola MTIDM022603
Motorola MTIDM024602
Motorola MTIDM032701
Motorola MTIDM032702
Motorola MTIDM032704
Motorola MTIDM032801
Motorola MTIDM034801
Motorola MTIDM038802
Motorola MTIDM042611
Motorola MTIDM045701
Motorola MTIDM045702
Motorola MTIDM045721
Motorola MTIDM052711
Motorola MTIDM052713
Motorola MTIDM052821
Motorola MTIDM055721
Motorola MTIFM036701
Motorola MTIPM102631
Motorola MTIPM152641
Motorola MTIPM152661
Motorola MTIPM154661
Motorola MTN081K0022
Motorola MTN162K0021
Motorola MTN162U1611
Motorola MTN322K0012
Nature NVC-HD412IRP
Nature NVC-HD422IRP
Nature NVC-HD9622GI/C
Nature NVC-HD9632GI
Nature NVR-9136HGK
Nature NVR-9164HGK
ONVIF Camera
Opgal Sii OP
Optex RLS-3060V
Optex RLS-50100V
Panasonic WV-S2131L
Panasonic WV-S6130
Panasonic WV-S6530N
Panasonic WV-U1113J
Panasonic WV-U11143

Panasonic WV-U1130
Panasonic WV-U1132
Panasonic WV-U1133J
Panasonic WV-U11343
Panasonic WV-U1142
Panasonic WV-U1532L
Panasonic WV-U1533J
Panasonic WV-U1542L
Panasonic WV-U2114J
Panasonic WV-U2130L
Panasonic WV-U2132L
Panasonic WV-U2134J
Panasonic WV-U2140L
Panasonic WV-U2142L
Panasonic WV-U2530L
Panasonic WV-U2532L
Panasonic WV-U2540L
Panasonic WV-U2542L
Panasonic WV-X6531
Panasonic WV-X8570
Pelco Esprit Enhanced S7230L-PW
Pelco IBV229-1ER
Pelco IBV529-1ER
Pelco IFV222-1ERS
Pelco IFV523-1ERS
Pelco IJV223-1ERS
Pelco IJV522-1ERS
Pelco IMF122-1ERS
Pelco IMV229-1ERS
Pelco IMV529-1ERS
Pelco ITV529-1ERS
Pelco Sarix Enhanced III IBE238-1ER
Pelco Sarix Enhanced III IBE332-1ER
Pelco Sarix Enhanced III IBE338-1ER
Pelco Sarix Enhanced III IBE539-1ER
Pelco Sarix Enhanced III IBE832-1ER
Pelco Sarix Enhanced III IBE839-1ER
Pelco Sarix Enhanced III IME238-1ERS
Pelco Sarix Enhanced III IME238-1IRS
Pelco Sarix Enhanced III IME332-1ERS
Pelco Sarix Enhanced III IME332-1IRS
Pelco Sarix Enhanced III IME338-1ERS
Pelco Sarix Enhanced III IME338-1IRS
Pelco Sarix Enhanced III IME539-1ERS
Pelco Sarix Enhanced III IME539-1IRS
Pelco Sarix Enhanced III IME832-1ERS
Pelco Sarix Enhanced III IME832-1IRS
Pelco Sarix Enhanced III IME839-1ERS
Pelco Sarix Enhanced III IME839-1IRS
Pelco Sarix Enhanced III IXE23
Pelco Sarix Enhanced III IXE33
Pelco Sarix Enhanced III IXE53
Pelco Sarix Enhanced III IXE83

Pelco Spectra Enhanced 7IR
Powerconn MDV 1204G
Powerconn MDV 1208G
Proimage PROI-0505(M)
Proimage PROI-0618(M)
Proimage PROI-1710IR(S)
Proimage PROI-5012(M)
Pumatronix ITSCAM HDR13L3
Redvision Knight
Redvision RVK-E10-IR
Redvision RVK-V10
Redvision RVK-W10-IR
Redvision RVK-W20-IR
Redvision RVX2 COMBAT
Redvision RVX2 STORM
Redvision RVX3
Redvision RVX4
Redvision RVX4 COMMANDER
Redvision Vega 2052
Redvision Vega 2062
Relm RC-I827R
Samsung QRN-1610S
Samsung QRN-410S
Samsung QRN-820S
Samsung SRN-4000
Samsung SRN-473S
Samsung SRN-873S
Samsung XRN-810S
Sightlogix SightSensor HD236-220
Siquira 1xxx-2xxx Series
Sunell SN-IPR57/04BZDN/Z
Sunell SN-IPV57/80HDR/B
Sunell SN-TPC2553DT-13
TechBoard SY-N3BL312RV
TechBoard SY-N3DM312RV
Toa IP-A1SC15
Tronnix MDV 1204G
Tronnix MDV 1208G
TVT TD-9483E3L
TWG TW-2146-POE
TWG TW-2156-POE-STAR-PLUS
TWG TW-3146-POE
TWG TW-3156-POE-STAR-PLUS
TWG TW-6104T LM
TWG TW-6108T LM
TWG TW-6116T LM
Unitronix UTX2128SR3-DPF40
Unitronix UTX2128SR3-DPF60
Uniview C1L-2WN-G
Uniview IPC2122LB-ADF28KM-G
Uniview IPC2122LB-ADF40KM-G
Uniview IPC2122LB-SBF40-A
Uniview IPC2122LB-SF28-A

Uniview IPC2122LB-SF40-A
Uniview IPC2122LE-ADF28KMC-WL
Uniview IPC2122LE-ADF40KMC-WL
Uniview IPC2123LB-AF28KM-G
Uniview IPC2123LB-AF40KM-G
Uniview IPC2124LE-ADF28KM-G
Uniview IPC2124LE-ADF40KM-G
Uniview IPC2124SB-ADF28KMC-I0
Uniview IPC2124SB-ADF28KM-I0
Uniview IPC2124SB-ADF40KMC-I0
Uniview IPC2124SB-ADF40KM-I0
Uniview IPC2125LE-ADF28KM-G
Uniview IPC2125LE-ADF40KM-G
Uniview IPC2125SB-ADF28KM-I0
Uniview IPC2125SB-ADF40KM-I0
Uniview IPC2224SE-DF40K-WL-I0
Uniview IPC2224SE-DF60K-WL-I0
Uniview IPC2225SE-DF40K-WL-I0
Uniview IPC2225SE-DF60K-WL-I0
Uniview IPC2312SB-ADF40KM-I0
Uniview IPC2312SB-ADF60KM-I0
Uniview IPC2314SB-ADF40KM-I0
Uniview IPC2314SB-ADF60KM-I0
Uniview IPC2315SB-ADF40KM-I0
Uniview IPC2315SB-ADF60KM-I0
Uniview IPC2322LB-ADZK-G
Uniview IPC2322SB-DZK-I0
Uniview IPC2324LB-ADZK-G
Uniview IPC2324SB-DZK-I0
Uniview IPC2325LB-ADZK-G
Uniview IPC2325SB-DZK-I0
Uniview IPC2A22SA-DZK
Uniview IPC312SB-ADF28K-I0
Uniview IPC314SB-ADF28K-I0
Uniview IPC314SB-ADF28K-M12-I0
Uniview IPC322LB-DSF28K-G
Uniview IPC322LB-DSF40K-G
Uniview IPC322LB-SBF28-A
Uniview IPC322LB-SF28-A
Uniview IPC322LB-SF40-A
Uniview IPC-322LR3-VSPF28-D
Uniview IPC322SB-DF28K-I0
Uniview IPC322SB-DF40K-I0
Uniview IPC3232SA-DZK
Uniview IPC3232SB-ADZK-I0
Uniview IPC-3234SB-ADZK-I0
Uniview IPC3235SB-ADZK-I0
Uniview IPC323LB-SF28K-G
Uniview IPC323LB-SF40K-G
Uniview IPC324LE-DSF28K-G
Uniview IPC324LE-DSF40K-G
Uniview IPC324SB-DF28K-I0
Uniview IPC324SB-DF40K-I0

Uniview IPC325LE-ADF28K-G
Uniview IPC325LE-ADF40K-G
Uniview IPC325SB-DF28K-I0
Uniview IPC325SB-DF40K-I0
Uniview IPC3532LB-ADZK-G
Uniview IPC3534LB-ADZK-G
Uniview IPC3535LB-ADZK-G
Uniview IPC354SB-ADNF28K-I0
Uniview IPC3612LB-ADF28K-G
Uniview IPC3612LB-ADF40K-G
Uniview IPC3612LB-SBF28-A
Uniview IPC3612LB-SF28-A
Uniview IPC3612LB-SF40-A
Uniview IPC3612LE-ADF28KC-W
Uniview IPC3612LE-ADF40KC-W
Uniview IPC3612SB-ADF28KM-I0
Uniview IPC3612SB-ADF40KM-I0
Uniview IPC3613LB-ADF28K-G
Uniview IPC3613LB-ADF40K-G
Uniview IPC3614LE-ADF28K-G
Uniview IPC3614LE-ADF40K-G
Uniview IPC3614SB-ADF28KMC-I0
Uniview IPC3614SB-ADF28KM-I0
Uniview IPC3614SB-ADF40KMC-I0
Uniview IPC3614SB-ADF40KM-I0
Uniview IPC3615LE-ADF28K-G
Uniview IPC3615LE-ADF40K-G
Uniview IPC3615SB-ADF28KMC-I0
Uniview IPC3615SB-ADF28KM-I0
Uniview IPC3615SB-ADF40KMC-I0
Uniview IPC3615SB-ADF40KM-I0
Uniview IPC3615SE-ADF28KM-WL-I0
Uniview IPC3615SE-ADF40KM-WL-I0
Uniview IPC3632LB-ADZK-G
Uniview IPC3632SA-ADZK
Uniview IPC3632SB-ADZK-I0
Uniview IPC3634LB-ADZK-G
Uniview IPC3634SB-ADZK-I0
Uniview IPC3634SE-ADF28K-WL-I0
Uniview IPC3634SE-ADF40K-WL-I0
Uniview IPC3635LB-ADZK-G
Uniview IPC3635SB-ADZK-I0
Uniview IPC-6424SR-X25-VF
Uniview IPC-9312LFW-AF28-2X4
Urmet 1093/180M4I - IP Dome 4MP
Urmet 1097/564 - HVR 5M
Urmet 1097/566 - HVR 5M
Urmet 1097/568 - HVR 5M
Urmet 1098/304 - NVR 4K
Urmet 1098/304P - NVR 4K
Urmet 1098/308 - NVR 4K
Urmet 1098/308P - NVR 4K
Urmet 1098/316 - NVR 4K

Urmet 1098/316P - NVR 4K
Urmet 1098/318 - NVR 4K
Urmet 1098/332 - NVR 4K
Urmet 1099/201 - IP Bullet 2MP Starlight
Urmet 1099/301 - IP Dome 2MP Starlight
Urmet 1111*111 - IP Bullet 2M ECO
Urmet 1111*113 - IP Dome 2M ECO
Venetian XVR-2004
Venetian XVR-2008
Venetian XVR-2108
Venetian XVR-2116
Venetian XVR-3116
Verint S1808e
Verint S1816e
VideoMarte BRC-HV5620H
VideoMarte BRC-XV5620X
VideoTec EVO
VideoTec ULISSE EVO
Videowave Onetrack
Visar VSX-1168
Visar VSX-4168
Vivotek AU-001
Vivotek AU-002
Vivotek CC9380-HV
Vivotek CC9381-HV
Vivotek FD9165-HT
Vivotek FD9165-HT-A
Vivotek FD9166-HN
Vivotek FD9167-HT-v2
Vivotek FD9182-H
Vivotek FD9187-HT-A
Vivotek FD9189-H
Vivotek FD9189-HM
Vivotek FD9189-HT
Vivotek FD9189-HT-v2
Vivotek FD9360-H
Vivotek FD9365-EHTV-A
Vivotek FD9365-HTV-A
Vivotek FD9366-HV
Vivotek FD9367-EHTV-v2
Vivotek FD9368-HTV
Vivotek FD9369
Vivotek FD9380-H
Vivotek FD9387-EHT-A
Vivotek FD9387-EHTV-A
Vivotek FD9387-HT-A
Vivotek FD9387-HTV-A
Vivotek FD9387-HV
Vivotek FD9388-HTV
Vivotek FD9389-EH MV
Vivotek FD9389-EHTV
Vivotek FD9389-EHTV-V2
Vivotek FD9389-EHV

Vivotek FD9389-EHV-V2
Vivotek FD9389-HMV
Vivotek FD9389-HTV
Vivotek FD9391-EHTV
Vivotek FE-9191-EV
Vivotek FE9380-HV
Vivotek FE9382-EHV-v2
Vivotek IB9360-H
Vivotek IB9365-HT-A
Vivotek IB9365-LPR
Vivotek IB9365-LPR-W
Vivotek IB9367-EHT-v2
Vivotek IB9369
Vivotek IB9380-H
Vivotek IB9387-EH
Vivotek IB9387-EHT
Vivotek IB9387-H
Vivotek IB9387-HT
Vivotek IB9387-LPR
Vivotek IB9387-LPR-W
Vivotek IB9388-HT
Vivotek IB9389-EH
Vivotek IB9389-EHM
Vivotek IB9389-EHT
Vivotek IB9389-EHT-v2
Vivotek IB9389-H
Vivotek IB9389-HM
Vivotek IB9389-HT
Vivotek IP9165-HT-v2
Vivotek IP9165-LPC-v2
Vivotek IT9360-H
Vivotek IT9380-H
Vivotek IT9388-HT
Vivotek MD9560-DH
Vivotek MD9560-H
Vivotek MD9582-H
Vivotek MD9584-H
Vivotek ND9213P
Vivotek ND9322P-V2
Vivotek ND9323P
Vivotek ND9425P
Vivotek ND9441
Vivotek ND9441P
Vivotek ND9541P
Vivotek SC8131
Vivotek SD9362-EH-v2
Vivotek SD9363-EHL
Vivotek SD9363-EHL-v2
Vivotek SD9364-EH
Vivotek SD9364-EHL-v2
Vivotek SD9364-EH-v2
Vivotek SD9365-EHL
Vivotek SD9366-EH

Vivotek SD9366-EH-v2
Vivotek SD9374-EHL
Vivotek SD9374-EHLX
WatchNet IPVR-24DR
WCA B60X335
WCA B60X462WH
WCA BM30FH8652
WCA H30X335
WCA HVR0909B
Zenitel ELSII-10H
Zenitel TCIV-3+
ZKTeco BL-852Q38A
ZKTeco BL-858M48S
ZKTeco DL-852T28B
ZKTeco DL-855P28B
ZKTeco ES-854N21C-E3
ZKTeco ES-854N22C-E3

6.2.2 I/O Devices

Advantech ADAM-6050
Advantech ADAM-6051
Advantech ADAM-6052
Advantech ADAM-6060
Advantech ADAM-6066
Alphasec AS-881
Axis A9188
Axis A9188-VE
Flexmedia CSDS4T4R
Flexmedia CSDSF8R
Flexmedia CSDSF8T
Nano Radar NSR100W
NSE IPNET11
NSE IPNET22
NSE IPNET44

6.3 Fixes

- Improved the self-healing system to avoid merge and download jobs that get stuck for a long time;
- Fixed an issue where the write failure event was re-triggered continuously after the first error.
- Fixed an issue where the surveillance client did not list views correctly;
- Thai characters have been added for surveillance client reports;
- The system now allows the user to cancel sending authenticated reports;
- Fixed an issue where the surveillance client was not allocating resources for resizing correctly.
- The display of categorized items in groups for servers in master/slave architecture has been fixed to correctly reflect the objects;
- Fixed a problem when registering presets where the system did not allow registering presets with the same initial number (2 and 20, 3 and 30, etc);
- Client updater now works with HTTPS even if HTTP is disabled;
- Fixed an issue where the surveillance client did not allow changing the port when selecting connection via SSL;
- The list of cameras in the settings register (maps, object links, etc) will now list the groups at the top of the list;
- Fixed an issue in Edge Recording Event via Scheduled Event that prevented recordings from

downloading.

- Fixed an issue where sending write error TRAPs were not being sent in SNMP;
- Operational maps will now unlink objects that are deleted from the system;
- Fixed an issue where broadcast services would generate an Access Violation error when clearing services;
- Fixed an issue when registering the same Dahua device with different drivers (for different channels);
- Fixed an issue when fetching LPR records by vehicle classification
- Fixed an issue in the LPR report where the owner was displayed in the notes field;
- The administration client will now update the list of objects between servers when selecting the same item between servers;
- LPR now displays plate color information for black plate;
- Fixed an issue when exporting videos in MP4 where some frames were incomplete;
- Fixed an issue in the Dahua analytics driver where UTF-8 characters were not displayed correctly;
- Fixed an issue in Vivotek's IO driver to correctly list the number of ports;
- The system now correctly saves the database path in the backup configuration;
- Improved responsiveness in the scrollbar for selecting new columns in the admin client;
- The system now updates on-screen objects with the same name independently (formerly if there were two different objects with the same name, for example a camera and an LPR configuration, the system considered them to be the same object in the on-screen update);
- Added the option to connect via SSL for server registration via script in the monitoring client;
- Fix in GetServerSlaveConnections API command to return correct ID;
- Fixed an issue adding analytics server licenses;
- Fixed an issue in a Dahua driver where the device continued to receive video even if the format was different than the one selected.
- Added zone name for analytics direction filter;
- Fixed an issue in camera duplication where the camera's internal ID was also erroneously duplicated.
- The system now accepts IPv6 addresses without the brackets;
- Fixed an issue where the RTSP server reported an Access Violation error on the first SSL connection;
- API for plate detection now receives POST requests;
- Fixed an SSL socket issue for connecting to some hosts;
- LPR events now accept objects other than cameras;
- Fixed issues with the behavior of the administration client when a remote desktop session was closed and reopened with the client open;
- Synchronization of events using the event trigger time and not the server time at the time of notification, maintaining greater stability between popups and playback for triggered alarms;
- Improved the file system to no longer need to restart the server service when changing the camera recording directory. Failure to restart the service could erase images from the old directory while recycling writes;
- Fixed an issue where synchronizing with Active Directory with too many users could cause the system to delete users that were not loaded.
- Fixed an issue in the handling of ActiveX control;
- Fixed an issue where API calls to GetSnapshot and GetJPEGStream could return an image with a higher resolution than the original video.
- The camera rights screen will now correctly display long user group names;
- Fixed an issue where the SAFR facial recognition driver stopped receiving metadata.
- Fixed an issue with the HTTP action to handle responses with the wrong content size.
- The system now does not reset the I/O port when saving the object;
- Fixed an issue where the system did not send the IPX analytics metadata in the snapshot via email;
- Fixed an Access Violation issue in the IPX driver;
- Improved surveillance client player stability;
- Fixed an issue in the API where the rights to listen to audio were not being applied correctly.
- Fixed an issue with system stability when connecting to mobile clients;
- Fixed an issue with Dahua audio drivers;

- Added camera name in CSV communication failure report;
- Improved edge recording driver for Redvision cameras;
- Fixed an issue caused by edge recording drivers sending empty status messages to the database;
- Fixed layout issues for LPR reports;
- Fixed an issue in LPR log fetching API where camera name and LPR setting were different.
- Fixed an issue where the admin client would not connect to the camera for the audio event setup test;
- Improvements to the system's RTP server for greater stability;
- Fixed an issue where changing the operational map name could cause objects to become out of sync;
- Improved system performance and stability for changes in the media profile used for LPR and Analitico;
- Fixed an Access Violation issue with the privacy mask blurred;
- Fixed an issue where the system did not display the tiles correctly when loaded by the DGF-KB1000 console;
- Embedded web server was not serving .htm files in public folder to be viewed in browsers;
- The server event log viewer in the Administration Client will now display the date in local computer format;
- Fixed an issue where it was not possible to configure analytics if the connection to the server was with SSL;
- Fixed an issue with the display of search filters in the Surveillance Client where they could be duplicated if the client was connected to multiple servers;
- Fixed an issue where the Surveillance Client could not connect directly to the camera if it was configured for SSL access and the Relay was disabled;
- Fixed a server issue that could prevent the service from being stopped during server shutdown.
- Fixed an issue in the analytics metadata renderer used by video playback commands in the API that could crash the server.
- Fixed an issue that could temporarily hang the server during the process of authenticating users in Active Directory;
- Fixed an issue in the RTP Sender Report packet from the RTSP server where the system was sending an invalid value for the packet size, which could cause problems with some RTSP clients;
- Fixed some issues in the Real Networks SAFR Integration Edge Analytics driver that could cause the driver to malfunction;
- Fixed a live metadata rendering issue where metadata was being rendered above the camera description bar.
- Fixed an issue with scheduled events where a monthly event would not trigger on its start date.
- Fixed an issue that could cause a memory overflow when sending analytics metadata over low-bandwidth connections.
- Fixed an issue on the RTSP server that could return 407 Invalid Range when a recording period was not found.
- Fixed an issue in the LPR driver for Neural Labs VPAR server where vehicle speed was not being read in countries that use dot as decimal separator;
- Analytics and LPR Server will no longer erase the license if the USB key is removed, however the license will no longer function until the USB key is replaced;
- Fixed a problem when printing reports where the system always printed the report with A4 size sheet, now the system will scale to the standard sheet size of the system;
- The analytical disarming time configured per preset is now instantaneous to avoid false alarms when the camera switches to another preset;
- Fixed an issue where a camera's bookmark listing was using the camera's live view rights instead of video playback rights;